

# Retaining Clips, Shelf Supports & Extrusions

**Retaining Clips**

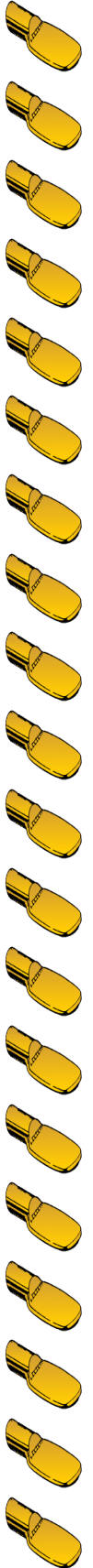
**Mirror Clips**

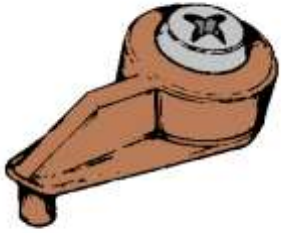
**Extruded Glass Retainer**

**Door Rolling/Sliding Systems**

**Self Balancing Lid Supports**

**Shelf Supports**





## Recessed Glass/Panel Retaining Clip

Simple, low-cost glass/panel retaining clip.

Description	Color/Finish	Screw	Part Number
Flush with screw	Clear	Pan #6	331 26000 00
Flush without screw	Clear	Pan #6	331 26000 10
Flush with screw	Brown	Pan #6	331 26000 05
Flush without screw	Brown	Pan #6	65 0211
Flush without screw	White	Pan #6	331 26000 12
1/8" inset with screw	Clear	Pan #6	331 26100 00
1/8" inset without screw	Clear	Pan #6	331 26100 10
1/8" inset with screw	Brown	Pan #6	331 26100 05
1/8" inset without screw	Brown	Pan #6	331 26100 15
3/16" inset with screw	Clear	Pan #6	331 26200 00
3/16" inset without screw	Clear	Pan #6	331 26200 10
3/16" inset with screw	Brown	Pan #6	331 26200 05
3/16" inset without screw	Brown	Pan #6	331 26200 15



## Cat's Paw Glass/Panel Retaining Clip

Angled Cat's Paw for more secure holding of the glass or panel.

Description	Color/Finish	Screw	Part Number
1/8" inset without screw	Beige	Pan #6	331 21290 03
3/16" inset without screw	Beige	Pan #6	331 21291 03
1/4" inset without screw	Beige	Pan #6	33121292 03
5/16" inset with screw	Walnut	Pan #6	651 21293 03



## Two Piece Glass/Panel Retaining Clip

Two piece means that the cushion touching the glass is soft for better feel.

Description	Color/Finish	Screw	Part Number
1/32" inset with screw	Clear	Pan #6	331 25100 00
1/32" inset without screw	Clear	Pan #6	331 25100 10
1/32" inset with screw	Brown	Pan #6	331 25100 05
1/32" inset without screw	Brown	Pan #6	331 25100 15
1/32" inset with screw	Black	Pan #6	331 25100 08
1/8" inset with screw	Clear	Pan #6	331 25300 00
1/8" inset without screw	Clear	Pan #6	331 25300 10
3/16" inset with screw	Clear	Pan #6	331 25200 08
3/16" inset without screw	Clear	Pan #6	331 25200 08
1/4" inset with screw	Clear	Pan #6	331 25500 08
1/4" inset without screw	Clear	Pan #6	331 25500 08
5/16" inset with screw	Clear	Pan #6	331 25400 08

## Removable Recessed Retaining Clips

Designed to easily remove glass for cleaning.



Description	Color/Finish	Screw	Part Number
1/8" inset	Beige	Flat #5	651 21177 06
3/16" inset	Beige	Flat #5	651 21178 06
1/4" inset	Beige	Flat #5	651 21175 06

## Standard Glass/Panel Retaining Clips

Basic fixed glass or panel retaining clip.



Description	Color/Finish	Screw	Part Number
1/8" inset without screw	Walnut	Flat #5	651 21182 03
1/8" inset without screw	Beige	Flat #5	651 21182 06
1/32" inset without screw	Beige	Flat #5	651 21183 06

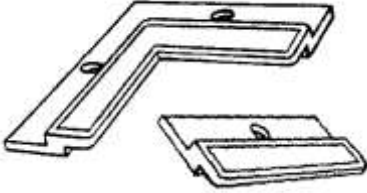
## Traditional Adjustable Retaining Clamp



Description	Color/Finish	Screw	Part Number
Adjustable	St. Bronze	Pan #6	651 99100 05

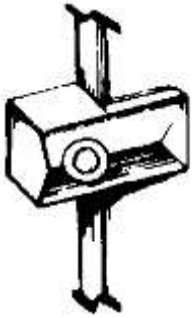
## Surface Mount Clips

Surface mount clip for glass.



Description	Color/Finish	Screw	Part Number
1/8" Offset Corner	Clear	Nail	131 18040 00
1/8" Offset	Clear	Flat #5	131 18021 00
3/16" Offset	Clear	Flat #5	131 18021 00
1/4" Offset	Clear	Flat #5	131 18021 00

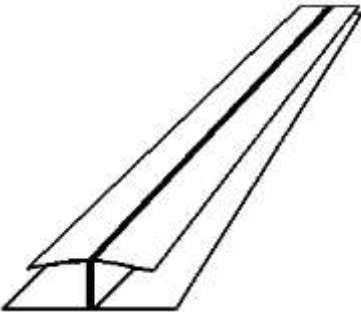
## Classic Mirror Clips



Description	Color/Finish	Screw	Part Number
1/8" Offset Corner	Clear	Nail	131 18040 00
1/8" Offset	Clear	Flat #5	131 18021 00
3/16" Offset	Clear	Flat #5	131 18021 00
1/4" Offset	Clear	Flat #5	131 18021 00

## Mirror Connector for 1/8" mirror

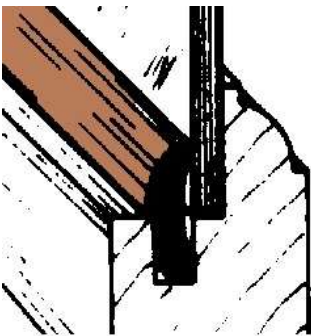
Great for holding mirror edges in line.



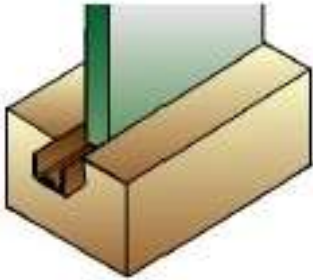
Description	Color/Finish	Screw	Part Number
19 1/2" long	Clear		273 11019 00
30" long	Clear		273 11030 00
36 1/8" long	Clear		273 11036 00
36 5/8" long	Clear		273 11037 00

## Extruded Glass Retainer

Fits in .130" (3.3mm) to .145" (3.68mm) Groove.



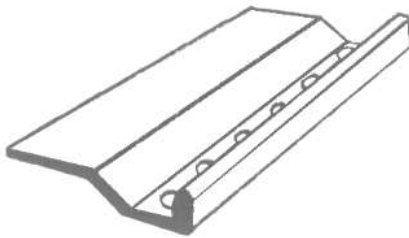
Description	Color/Finish	Screw	Part Number
Groove type	Clear		271 10215 00
Groove type	Off White		271 10215 02
Groove type	Light Brown		271 10215 06
Groove type	Brown		271 1215 08
Groove type	Black		271 10215 09



## 1/8" Soft Edge Guard for Glass

Edge protector for 1/8" glass.

Description	Color/Finish	Screw	Part Number
1/8" glass	Dark Brown		271 10113 05



## Mirror Retaining Extrusion

Designed to hold mirror in a frame from the back.

Description	Color/Finish	Screw	Part Number
3" x 1 1/2" x 3/16"	Gray		271 99303 15



## Sliding Door Rolling System

Clean economical way for smooth rolling by-pass doors.

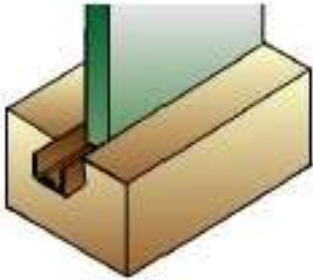
Description	Color/Finish	Screw	Part Number
Door Upper Guide	Black		270 40421 28
Door Lower Guide	Black		270 40422 18



## Upper or Lower Track for Door Roller System

Track for sliding door system, upper or lower.

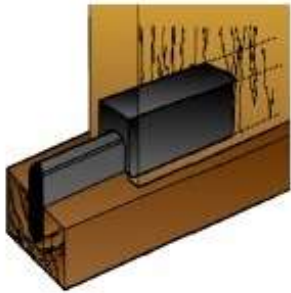
Description	Color/Finish	Screw	Part Number
7 Foot Length	Black		270 40414 85
7 Foot Length	Brown		270 40414 55
7 Foot Length	Off White		270 40414 12
10 Foot Length	Off White		270 40414 02



## U-Channel for Sliding glass Door

Provides smoother action for glass.

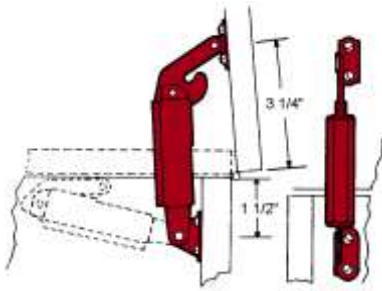
Description	Color/Finish	Screw	Part Number
Top or bottom	Black		270 20224 08



## Sliding Wood Door Track

Economical wood door system.

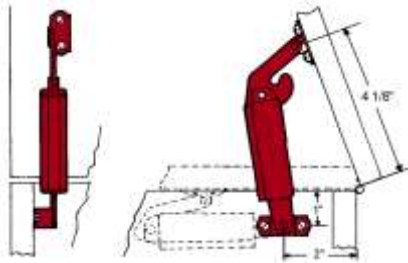
Description	Color/Finish	Screw	Part Number
9/16" x 1/8" Lower track	Black		270 20204 08



## Back Mount Lid Supports

The only Consumer Products Safety Commission approved, self-balancing lid support available. Load rating is determined in Inch-Pounds. To determine Inch Pounds: multiply the distance from the front to back (in inches) by 1/2 the weight of the lid.

Description	Color/Finish	Screw	Part Number
Left Side 125 to 135 Inch Pound White Spring Lid Support	St. Bronze		701 70200 97
Left Side 95 to 125 Inch Pound Orange Spring Lid Support	St. Bronze		701 70200 95
Left Side 65 to 95 Inch Pound Yellow Spring Lid Support	St. Bronze		701 70200 65
Left Side 55 to 65 Inch Pound Black Spring Lid Support	St. Bronze		701 70200 55
Left Side 45 to 55 Inch Pound Maroon Spring Lid Support	St. Bronze		701 70200 45
Left Side 40 to 45 Inch Pound Green Spring Lid Support	St. Bronze		701 70200 40
Right Side 125 to 135 Inch Pound White Spring Lid Support	St. Bronze		701 70210 97
Right Side 95 to 125 Inch Pound Orange Spring Lid Support	St. Bronze		701 70210 95
Right Side 65 to 95 Inch Pound Yellow Spring Lid Support	St. Bronze		701 70210 65
Right Side 55 to 65 Inch Pound Black Spring Lid Support	St. Bronze		701 70210 55
Right Side 45 to 55 Inch Pound Maroon Spring Lid Support	St. Bronze		701 70210 45
Right Side 40 to 45 Inch Pound Green Spring Lid Support	St. Bronze		701 70210 40




## Side Mount Lid Supports

The only Consumer Products Safety Commission approved, self-balancing lid support available. Load rating is determined in Inch Pounds. To determine Inch Pounds: multiply the distance from the front to back (in inches) by 1/2 the weight of the lid.

Description	Color/Finish	Screw	Part Number
Left Side 125 to 135 Inch Pound White Spring Lid Support	St. Bronze		701 70300 97
Left Side 95 to 125 Inch Pound Orange Spring Lid Support	St. Bronze		701 70300 95
Left Side 65 to 95 Inch Pound Yellow Spring Lid Support	St. Bronze		701 70300 65
Left Side 55 to 65 Inch Pound Black Spring Lid Support	St. Bronze		701 70300 55
Left Side 45 to 55 Inch Pound Maroon Spring Lid Support	St. Bronze		701 70300 45
Left Side 40 to 45 Inch Pound Green Spring Lid Support	St. Bronze		701 70300 40
Right Side 125 to 135 Inch Pound White Spring Lid Support	St. Bronze		701 70310 97
Right Side 95 to 125 Inch Pound Orange Spring Lid Support	St. Bronze		701 70310 95
Right Side 65 to 95 Inch Pound Yellow Spring Lid Support	St. Bronze		701 70310 65
Right Side 55 to 65 Inch Pound Black Spring Lid Support	St. Bronze		701 70310 55
Right Side 45 to 55 Inch Pound Maroon Spring Lid Support	St. Bronze		701 70310 45
Right Side 40 to 45 Inch Pound Green Spring Lid Support	St. Bronze		701 70310 40

## Econo Steel Shelf Support

Shown in Brass



Description	Color/Finish	Screw	Part Number
1/4" pin stamped steel shelf pin Nickel Finish	Nickel		670 05956 02
1/4" pin stamped steel shelf pin Brass Finish	Brass		670 05956 03
1/4" pin stamped steel shelf pin Antique Brass Finish	Antique Brass		670 05956 04
1/4" pin stamped steel shelf pin Antique St. Bronze	St. Bronze		670 05956 05
5mm pin stamped steel shelf pin Nickel Finish	Nickel		670 15970 02
5mm pin stamped steel shelf pin Brass Finish	Brass		670 15970 03
5mm pin stamped steel shelf pin Antique Brass Finish	Antique Brass		670 15970 04
5mm pin stamped steel shelf pin Antique St. Bronze	St. Bronze		670 15970 05
3mm pin stamped steel shelf pin Nickel Finish	Nickel		670 04960 02
7mm pin stamped steel shelf pin with 8mm sleeve	Brass		670 12470 03



## Stamped Steel Shelf Support

1/4" Stud



Description	Color/Finish	Screw	Part Number
1/4" pin stamped steel shelf pin Brass Finish	Brass		670 02810 03

## Steel "L" Shelf Support

Our Best Quality



Description	Color/Finish	Screw	Part Number
1/4" pin "L" Shaped shelf support with hole	Nickel		670 02800 02
1/4" pin "L" Shaped shelf support with hole	Brass		670 02800 03
1/4" pin "L" Shaped shelf support with hole	Antique Brass		670 02800 04
1/4" pin "L" Shaped shelf support with hole	St. Bronze		670 02800 05
1/4" pin "L" Shaped shelf support with hole	Black		670 02800 08
5mm pin stamped steel shelf pin without hole	Brass		670 59560 02
5mm pin stamped steel shelf pin without hole	Brass		670 59560 02
1/4" pin "L" Shaped shelf support with vinyl pad	Brass		670 06080 03

## Plastic Shelf Support

Economical but strong way to support shelves.



Standard Base

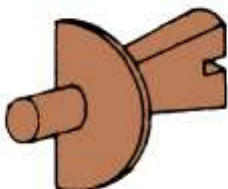


Extended Base

Description	Color/Finish	Screw	Part Number
1/4" pin "L" Standard base	Clear		670 25171 00
1/4" pin "L" Standard base	Walnut		670 25171 03
1/4" pin "L" Extended base	Clear		670 25471 00
1/4" pin "L" Extended base	Walnut		670 25471 03

## Locking Shelf Pin

A great way to secure shelves during shipping by locking them in place.



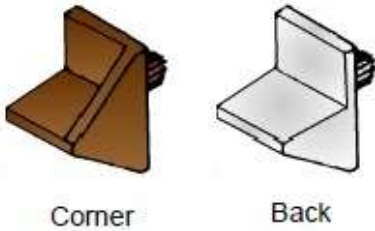
Description	Color/Finish	Screw	Part Number
1/4" pin with slotted end	Walnut		670 05200 05



## Locking Plastic Shelf Support

Safe, strong shelf support that makes shelves more secure.

Description	Color/Finish	Screw	Part Number
1/4" pin 1/2" Shelf	Brown		670 25500 05
1/4" pin 5/8" Shelf	Brown		670 25525 05
1/4" pin 3/5" Shelf	Brown		670 25550 05



Corner

Back

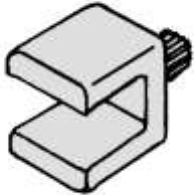
## Corner and Back Plastic Shelf Supports

Reinforced plastic supports with the added advantage of holding a shelf in place.

Description	Color/Finish	Screw	Part Number
1/4" pin Corner Support	Clear		670 25469 00
1/4" pin Corner Support	Brown		670 25469 05
1/4" pin Back Support	Clear		670 25470 00
1/4" pin Back Support	Brown		670 25470 05

## Glass Shelf Support

Safely keeps glass shelves in place.



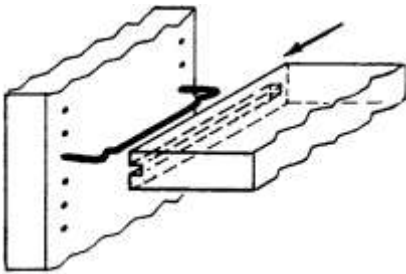
Description	Color/Finish	Screw	Part Number
1/4" pin 3/16" glass	Clear		670 25803 00
1/4" pin 1/4" glass	Clear		670 25804 00

## Shelf Roller

Inexpensive way to create a pull-out shelf.



Description	Color/Finish	Screw	Part Number
Knock-in plastic roller	Brown		509 06000 05



## Hidden Wire Shelf Support

Great way to support a shelf without a visible support.

Description	Color/Finish	Screw	Part Number
96mm centers wire shelf support.	Plain		411 96000 00