

Fasteners, Bits Dowels & Brackets

Fasteners

Threaded Inserts
Hex Drive Bolts
Assembly Screws
 Quickcutters
 Dry Wall Screws
 Pocket Screws
Hardware Screws
 Hinge & Bracket Screws
 Knob Screws
 Wood Knob Screws
 Drawer Slide Screws
 Drawer Front Screws
Pan Head Screws
Flat Head Screws
Pan Head Machine Screws
Hanger Bolts & Dowel Screws
Tight Joint Fasteners
Carriage Bolts
Lag Screws
Bed Pins
T-Nuts
C-Nuts
Washers
Wing Nuts & Hex Nuts
Plastic Caps

Bits

Phillips Bits
Square Drive
Hex Drive
Insertion tools
Hex Keys

Dowels Products

Dowel Pins
Screw Hole Plugs
Dowels Rods

Brackets

Butterfly
Strip Lock
L-Braces
Mending Plates
Flat Brackets
Panel Clamp
Connectors
Hangers
Corner Braces
Glue Blocks
Cams & Dowels
Panel Connectors



Type A



Flush to the surface press-in threaded insert.

Description	Finish	Drive	Part Number
8/32 x 8mm Threaded Insert	Zinc		561 A0808 02
8/32 x 10mm Threaded Insert	Zinc		561 A0810 02
10-24 x 10mm Threaded Insert	Zinc		561 A1010 02
10-24 x 13mm Threaded Insert	Zinc		561 A1013 02
10-32 x 10mm Threaded Insert	Zinc		561 A1113 02
1/4-20 x 10mm Threaded Insert	Zinc		561 A2510 02
1/4-20 x 13mm Threaded Insert	Zinc		561 A2513 02

Type B



Press-in threaded insert with a collar.

Description	Finish	Drive	Part Number
8/32 x 9.5mm Threaded Insert	Zinc		561 B0809 02
8/32 x 11.5mm Threaded Insert	Zinc		561 B0811 02
10-24 x 12mm Threaded Insert	Zinc		561 B1012 02
10-32 x 12mm Threaded Insert	Zinc		561 B1113 02
1/4-20 x 12.5mm Threaded Insert	Zinc		561 B2512 02
5/16-18 x 13.5mm Threaded Insert	Zinc		561 B3113 02
5/16-18 x 20.5mm Threaded Insert	Zinc		561 B3120 02

Type D



Nearly flush to the surface thread-in threaded insert with a collar.

Description	Finish	Drive	Part Number
8/32 x 10mm Threaded Insert	Zinc	4mm	561 D0820 02
8/32 x 20mm Threaded Insert	Zinc	4mm	561 D0810 02
10-24 x 10mm Threaded Insert	Zinc	5mm	561 D1010 02
10-24 x 20mm Threaded Insert	Zinc	5mm	561 D1020 02
10-32 x 10mm Threaded Insert	Zinc	5mm	561 D1110 02
10-32 x 20mm Threaded Insert	Zinc	5mm	561 D1120 02
1/4-20 x 10mm Threaded Insert	Zinc	6mm	561 D2510 02
1/4-20 x 13mm Threaded Insert	Zinc	6mm	561 D2513 02
1/4-20 x 20mm Threaded Insert	Zinc	6mm	561 D2520 02
1/4-20 x 25mm Threaded Insert	Zinc	6mm	561 D2525 02
5/16-18 x 13.5mm Threaded Insert	Zinc	8mm	561 D3113 02
5/16-18 x 25mm Threaded Insert	Zinc	8mm	561 D3125 02
3/8-16 x 13mm Threaded Insert	Zinc	10mm	561 D1713 02
3/8-16 x 25mm Threaded Insert	Zinc	10mm	561 D1725 02
1/4-20 x 20mm Threaded Insert	Zinc	6mm	561 D2520 02



Type E

Flush to the surface thread-in threaded insert.

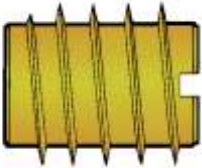
Description	Finish	Drive	Part Number
8/32 x 10mm Threaded Insert	Zinc	4mm	561 E0820 02
10-24 x 13mm Threaded Insert	Zinc	5mm	561 E1013 02
10-32 x 12mm Threaded Insert	Zinc	5mm	561 E1113 02
1/4-20 x 13mm Threaded Insert	Zinc	6mm	561 E2513 02
1/4-20 x 20mm Threaded Insert	Zinc	6mm	561 E2520 02
5/16-18 x 13mm Threaded Insert	Zinc	8mm	561 D3113 02
5/16-18 x 20mm Threaded Insert	Zinc	8mm	561 B3120 02
5/16-18 x 25mm Threaded Insert	Zinc	8mm	561 E3125 02



Type J

Screw on insert is the strongest available.

Description	Finish	Drive	Part Number
5/16-18 x 10.5mm Threaded Insert	Zinc	8mm	561 J3110 02
3/8-16 x 10mm Threaded Insert	Zinc	10mm	561 J3710 02



Adapto Nuts

Knife Thread machined


Description	Finish	Drive	Part Number
6-32 x 3/8"	Zinc		187 20000 14
8-32 x 3/8"	Zinc		187 20100 14
1/4-20 x 1/2"	Zinc		187 21300 14
5/16-18 x 5/8"	Zinc		187 21400 14
3/8-16 x 5/8"	Zinc		187 21500 14



JCN Cap Nut

Cap Nut with 4mm or 5mm drive to match JCBA or JCBB Bolts.

Description	Finish	Drive	Part Number
1/4-20 x 12mm - 17mm Head	St. Bronze	4mm	561 02512 16
1/4-20 x 12mm - 17mm Head	Black	4mm	561 02512 18
1/4-20 x 12mm - 17mm Head	Plain Steel	5mm	561 12516 01
1/4-20 x 12mm - 17mm Head	St. Bronze	5mm	561 12516 02
1/4-20 x 12mm - 17mm Head	Black	5mm	561 12516 08
1/4-20 x 17mm - 17mm Head	Plain Steel	5mm	569 JCN302 01
1/4-20 x 17mm - 17mm Head	Zinc	5mm	569 JCN302 02
1/4-20 x 17mm - 17mm Head	Brass	5mm	56 JCN302 BP
1/4-20 x 17mm - 17mm Head	St. Bronze	5mm	569 JCN302 06
1/4-20 x 17mm - 17mm Head	Black	5mm	569 JCN302 08
5/16-18 x 17mm - 17mm Head	Plain Steel	5mm	561 03117 01
5/16-18 x 17mm - 17mm Head	Zinc	5mm	561 03117 02
5/16-18 x 17mm - 17mm Head	Brass	5mm	561 03117 03
5/16-18 x 17mm - 17mm Head	St. Bronze	5mm	562 JCN302
5/16-18 x 17mm - 17mm Head	Black	5mm	561 03117 08
5/16-18 x 17mm - 17mm Head	Nickel	5mm	561 03117 26



JCBA Hex Head Bolt

JCBA 17mm hex head for M5, 9mm pilot hole

Description	Finish	Drive	Part Number
1/4-20 x 30mm - 17mm Head Machine Thread Bolt	St. Bronze	5mm	562 02530 06
1/4-20 x 40mm - 17mm Head Machine Thread Bolt	St. Bronze	5mm	562 02540 06
1/4-20 x 40mm - 17mm Head Machine Thread Bolt	Plain Steel	5mm	56 JCBA304PS
1/4-20 x 45mm - 17mm Head Machine Thread Bolt	St. Bronze	5mm	562 02545 06
1/4-20 x 50mm - 17mm Head Machine Thread Bolt	Plain Steel	5mm	562 02550 01
1/4-20 x 50mm - 17mm Head Machine Thread Bolt	St. Bronze	5mm	562 02550 06
1/4-20 x 60mm - 17mm Head Machine Thread Bolt	St. Bronze	5mm	562 02560 06
1/4-20 x 60mm - 17mm Head Machine Thread Bolt	Plain Steel	5mm	56 JCBA306PS
1/4-20 x 70mm - 17mm Head Machine Thread Bolt	St. Bronze	5mm	562 02570 06
1/4-20 x 100mm - 17mm Head Machine Thread Bolt	St. Bronze	5mm	562 02597 06
m6 x 40mm - 17mm Head Machine Thread Bolt	St. Bronze	5mm	56 JCBA401



JCBB Hex Head Bolt

JCBB 17mm hex head for M4, 6mm pilot hole

Description	Finish	Drive	Part Number
1/4-20 x 15mm, 17mm Head Machine Thread Bolt	St. Bronze	4mm	562 22515 06
1/4-20 x 18mm - 17mm Head Machine Thread Bolt	St. Bronze	4mm	562 22518 06
1/4-20 x 20mm - 17mm Head Machine Thread Bolt	St. Bronze	4mm	562 22520 06
1/4-20 x 23mm - 17mm Head Machine Thread Bolt	St. Bronze	4mm	562 22523 06
1/4-20 x 30mm - 17mm Head Machine Thread Bolt	St. Bronze	4mm	562 22530 06
1/4-20 x 35mm- 17mm Head Machine Thread Bolt	St. Bronze	4mm	562 22535 06
1/4-20 x 40mm - 17mm Head Machine Thread Bolt	St. Bronze	4mm	562 22540 06
1/4-20 x 45mm - 17mm Head Machine Thread Bolt	St. Bronze	4mm	562 22545 06
1/4-20 x 50mm- 17mm Head Machine Thread Bolt	St. Bronze	4mm	562 22550 06
1/4-20 x 60mm - 17mm Head Machine Thread Bolt	St. Bronze	4mm	562 22560 06
1/4-20 x 70mm- 17mm Head Machine Thread Bolt	St. Bronze	4mm	562 22570 06
1/4-20 x 80mm - 17mm Head Machine Thread Bolt	St. Bronze	4mm	562 22580 06
1/4-20 x 90mm - 17mm Head Machine Thread Bolt	St. Bronze	4mm	562 22590 06
1/4-20 x 100mm - 17mm Head Machine Thread Bolt	St. Bronze	4mm	562 22597 06
1/4-20 x 110mm - 17mm Head Machine Thread Bolt	St. Bronze	4mm	562 22598 06
1/4-20 x 120mm - 17mm Head Machine Thread Bolt	St. Bronze	4mm	562 22599 06
1/4-20 x 15mm - 17mm Head Machine Thread Bolt	Black	4mm	562 22515 08
1/4-20 x 20mm - 17mm Head Machine Thread Bolt	Black	4mm	562 22520 08
1/4-20 x 23mm - 17mm Head Machine Thread Bolt	Black	4mm	562 22523 08
1/4-20 x 30mm - 17mm Head Machine Thread Bolt	Black	4mm	562 22530 08
1/4-20 x 35mm - 17mm Head Machine Thread Bolt	Black	4mm	562 22535 08
1/4-20 x 40mm - 17mm Head Machine Thread Bolt	Black	4mm	562 22540 08
1/4-20 x 45mm - 17mm Head Machine Thread Bolt	Black	4mm	562 22545 08
1/4-20 x 50mm - 17mm Head Machine Thread Bolt	Black	4mm	562 22550 08
1/4-20 x 60mm - 17mm Head Machine Thread Bolt	Black	4mm	562 22560 08
1/4-20 x 70mm - 17mm Head Machine Thread Bolt	Black	4mm	562 22570 08
1/4-20 x 80mm - 17mm Head Machine Thread Bolt	Black	4mm	562 22580 08
1/4-20 x 90mm - 17mm Head Machine Thread Bolt	Black	4mm	562 22590 08
1/4-20 x 20mm - 17mm Head Machine Thread Bolt	Plain Steel	4mm	562 22520 01
1/4-20 x 30mm - 17mm Head Machine Thread Bolt	Plain Steel	4mm	569 JCBB13P
1/4-20 x 40mm - 17mm Head Machine Thread Bolt	Plain Steel	4mm	562 22540 01
1/4-20 x 45mm - 17mm Head Machine Thread Bolt	Plain Steel	4mm	569 JCBB304P
1/4-20 x 70mm - 17mm Head Machine Thread Bolt	Plain Steel	4mm	562 22570 01
1/4-20 x 80mm - 17mm Head Machine Thread Bolt	Plain Steel	4mm	569 JCBB308P
1/4-20 x 100mm - 17mm Head Machine Thread Bolt	Plain Steel	4mm	562 22597 01
5/16-18 50mm- 17mm Head Machine Thread Bolt	Plain Steel	5mm	56 JCBB305PS
5/16-18 x 60mm - 17mm Head Machine Thread Bolt	Plain Steel	5mm	562 22660 01
1/4-20 x 40mm - 12mm Head Machine Thread Bolt	St. Bronze	4mm	562 42540 06
1/4-20 x 70mm - 12mm Head Machine Thread Bolt	St. Bronze	4mm	562 42570 06
1/4-20 x 80mm - 12mm Head Machine Thread Bolt	St. Bronze	4mm	562 42580 06
m6 x 30mm - 12mm Head Machine Thread Bolt	St. Bronze	4mm	563 JCBC401
m6 x 50mm - 12mm Head Machine Thread Bolt	Plain Steel	4mm	56 JCBC405PS



JCBBW Hex Head Screw

Wood thread 17mm diameter head.

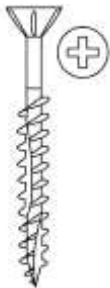
Description	Finish	Drive	Part Number
M7 x 30mm - 17mm Head Wood Screw Thread	St. Bronze	5mm	562 29030 06
M7 x 70mm - 17mm Head Wood Screw Thread	St. Bronze	5mm	562 29070 06
M7 x 70mm - 17mm Head Wood Screw Thread	St. Bronze	5mm	562 29070 06
M7 x 70mm - 17mm Head Wood Screw Thread	St. Bronze	5mm	562 29070 06
M7 x 70mm - 17mm Head Wood Screw Thread	St. Bronze	5mm	562 29070 06



JCBCW Hex Head Screw

Wood thread 13mm diameter head.

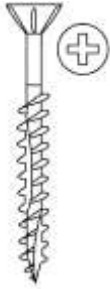
Description	Finish	Drive	Part Number
M6 x 40mm - 13mm Head Wood Screw Thread	St. Bronze	4mm	562 39040 06
M6 x 50mm - 13mm Head Wood Screw Thread	St. Bronze	4mm	562 39050 06
M6 x 60mm - 13mm Head Wood Screw Thread	St. Bronze	4mm	562 39060 06
M7 x 70mm - 13mm Head Wood Screw Thread	St. Bronze	4mm	562 39070 06
M7 x 40mm - 13mm Head Wood Screw Thread	St. Bronze	4mm	56 JCBBW14PS
M7 x 40mm - 13mm Head Wood Screw Thread	Plain Steel	4mm	562 39070 01



Flat Head Phillips Screws with Nibs

Quick Cutter type 17 with nibs assembly screws drive fast and automatically counter bore.

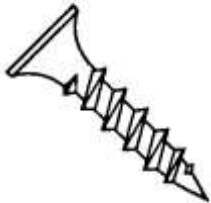
Description	Finish	Drive	Part Number
8 x 1/2" Flat Head Phillips Screws with Nibs	Zinc	Phillips	171 10504 02
8 x 1" Flat Head Phillips Screws with Nibs	Plain Steel	Phillips	172 10510 58
8 x 1 1/4" Flat Head Phillips Screws with Nibs	Plain Steel	Phillips	172 10512 28
8 x 1 1/2" Flat Head Phillips Screws with Nibs	Plain Steel	Phillips	172 10514 58
8 x 1 5/8" Flat Head Phillips Screws with Nibs	Zinc	Square	172 13515 02
8 x 1 3/4" Flat Head Phillips Screws with Nibs	Plain Steel	Phillips	172 10516 58
8 x 1 3/4" Flat Head Phillips Screws with Nibs	Plain Steel	Combo	172 13516 58
8 x 2" Flat Head Phillips Screws with Nibs	Plain Steel	Phillips	172 10517 58
8 x 2 1/2" Flat Head Phillips Screws with Nibs	Plain Steel	Phillips	172 10519 58
8 x 2" Flat Head Phillips Screws with Nibs	Plain Steel	Combo	171 10520 61
8 x 3" Flat Head Phillips Screws with Nibs	Plain Steel	Combo	171 10530 61



Flat Head Ultra

Quick Cutter Type 17 with nibs

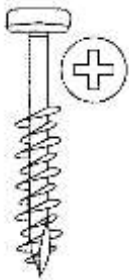
Description	Finish	Drive	Part Number
10 X 4 1/2" Flat Head Type 17	Yellow Zinc	Square	172 24640 02



Bugle Head Dry Wall Screws

Extra hard for easy driving.

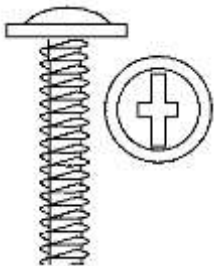
Description	Finish	Drive	Part Number
6 x 1" Fine Thread	Black	Phillips	185 49310 08
7 x 1 5/8" Coarse Thread	Black	Phillips	185 69415 08
8 x 1" Fine Thread	Black	Phillips	18 49626 08
8 x 1/4" Fine Thread	Black	Phillips	18 49627 08



Pan Head Phillips Framing Screws

Used for pocket screw applications.

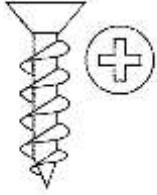
Description	Finish	Drive	Part Number
6 x 1 1/4" Pan Head Phillips Framing Screw	Plain Steel	Phillips	172 12312 71
6 x 1 1/4" Pan Head Phillips Framing Screw	Plain Steel	Square	172 16312 71
6 x 1 1/2" Pan Head Phillips Framing Screw	Plain Steel	Phillips	172 12314 71
7 x 1 1/2" Pan Head Phillips Framing Screw	Plain Steel	Square	172 16412 71



Washer Head Screw

Combo Washer head screw for pocket screw applications.

Description	Finish	Drive	Part Number
8 x 1" Washer Head Screw	Plain Steel	Combo	172 15510 01
8 x 1 1/4" Washer Head Screw	Plain Steel	Combo	172 15512 01
8 x 1 1/4" Washer Head Screw	Zinc	Phillips	182 82204 02
8 x 1 3/4" Washer Head Screw	Plain Steel	Combo	172 15516 01
10 X 3" Washer Head Screw	Plain Steel	Combo	172 22630 02
10 X 4" Washer Head Screw	Plain Steel	Combo	172 22640 02
8 x 1" Combo Washer head screw	Plain Steel	Combo	172 15510 01
8 x 1 1/4" Combo Washer head screw	Plain Steel	Combo	172 15512 01
8 x 1 3/4" Combo Washer head screw	Plain Steel	Combo	172 15516 01



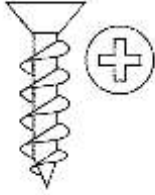
Flat Head Phillips Screws

Quickscrew assembly screws drive fast for easy use.

Description	Finish	Drive	Part Number
5 x 1/2" Flat Head Phillips Screw	Brass	Phillips	172 10204 03
5 x 1/2" Flat Head Phillips Screw	St. Bronze	Phillips	171 10204 05
5 x 5/8" Flat Head Phillips Screws	Brass	Phillips	172 10205 03
5 x 5/8" Flat Head Phillips Screws	Ant. Brass	Phillips	172 10205 04
6 x 1/2" Flat Head Phillips Screws	Plain Steel	Phillips	172 10304 00
6 x 1/2" Flat Head Phillips Screws	Zinc	Phillips	171 10304 02
6 x 1/2" Flat Head Phillips Screws	Ant. Brass	Phillips	171 10304 04
6 x 1/2" Flat Head Phillips Screws	Zinc	Phillips	171 10304 12
7 x 1" Flat Head Phillips Screws	Nickel	Phillips	171 10310 02
8 x 3/4" Flat Head Phillips Screws	Black	Phillips	172 10506 08
8 x 1" Flat Head Phillips Screws	Plain Steel	Combo	172 13510 18
8 x 1" Flat Head Phillips Screws	Black	Phillips	172 10510 08
8 x 1 1/4" Flat Head Phillips Screws	Plain Steel	Phillips	172 10512 00
8 x 1 1/2" Flat Head Phillips Screws	Plain Steel	Phillips	172 13514 08
8 x 3" Flat Head Phillips Screws	Plain Steel	Combo	172 15530 01

Flat Head Sheet Metal Screw

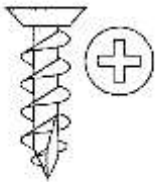
General purpose screws.



Description	Finish	Drive	Part Number
4 x 1/2" FHP Sheet Metal Screw	Zinc	Phillips	181 10104 02
4 x 1/2" FHP Sheet Metal Screw	Brass	Phillips	181 10104 03
4 x 5/8" FHP Sheet Metal Screw	Plain Steel	Phillips	18 10105 01
4 x 5/8" FHP Sheet Metal Screw	Zinc	Phillips	181 10105 02
4 x 5/8" FHP Sheet Metal Screw	Brass	Phillips	181 10105 03
4 x 5/8" FHP Sheet Metal Screw	Stat Bronze	Phillips	181 10105 05
4 x 3/4" FHP Sheet Metal Screw	Brass	Phillips	181 10104 13
5 x 1/2" FHP Sheet Metal Screw	Zinc	Phillips	181 10204 02
5 x 5/8" FHP Sheet Metal Screw	Brass	Phillips	181 10205 03
5 x 5/8" FHP Sheet Metal Screw	Ant. Brass	Phillips	181 10205 04
6 x 3/8" FHP Sheet Metal Screw	Zinc	Phillips	181 10303 02
6 x 1/2" FHP Sheet Metal Screw	Brass	Phillips	181 10304 03
6 x 1/2" FHP Sheet Metal Screw	Black	Phillips	181 10304 08
6 x 5/8" FHP Sheet Metal Screw	Stat Bronze	Phillips	181 10304 05
6 x 5/8" FHP Sheet Metal Screw	Brass	Phillips	181 10305 03
6 x 1 1/4" FHP Sheet Metal Screw	Zinc	Phillips	18 10312 01
6 x 1 1/2" FHP Sheet Metal Screw	Zinc	Phillips	181 10314 02
8 x 1/2" FHP Sheet Metal Screw	Zinc	Phillips	181 10504 02
8 x 1/2" FHP Sheet Metal Screw	Brass	Phillips	181 10504 03
8 x 1" FHP Sheet Metal Screw	Brass	Phillips	181 10510 03
8 x 1 1/2" FHP Sheet Metal Screw	Plain Steel	Phillips	18 10514 01
8 x 1 1/2" FHP Sheet Metal Screw	Zinc	Phillips	18 10214 02
8 x 1 1/2" FHP Sheet Metal Screw	Black	Phillips	181 10514 08
8 x 2" FHP Sheet Metal Screw	Plain Steel	Phillips	18 10520 01
10 x 1" FHP Sheet Metal Screw	Zinc	Phillips	18 10610 01
10 x 1 1/4" FHP Sheet Metal Screw	Zinc	Phillips	18 10612 02
10 x 1 1/2" FHP Sheet Metal Screw	Zinc	Phillips	18 10614 01
10 x 1 3/4" FHP Sheet Metal Screw	Zinc	Phillips	18 10616 02

Under-cut Hinge Screw

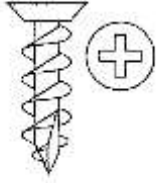
Ideal for use with hinges and brackets.



Description	Finish	Drive	Part Number
6 x 1/2" Flat Head Phillips Type 17 screw	Zinc	Phillips	172 10304 72
6 x 1/2" Flat Head Phillips Type 17 screw	Brass	Phillips	172 10304 73
6 x 5/8" Flat Head Phillips Type 17 screw	Ant. Brass	Phillips	172 10305 04
6 x 5/8" Flat Head Phillips Type 17 screw	Black	Phillips	172 10305 08
6 x 5/8" Flat Head Phillips Type 17 screw	Plain Steel	Phillips	172 10305 60
6 x 5/8" Flat Head Phillips Type 17 screw	Brass	Phillips	172 10305 73
6 x 5/8" Flat Head Phillips Type 17 screw	Ant. Brass	Phillips	172 10305 74
6 3/4" Flat Head Phillips Type 17 screw	Black	Phillips	172 10306 08
6 x 3/4" Flat Head Phillips Type 17 screw	Brass	Phillips	172 10306 73

Flat Head Phillips Type 17

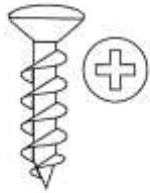
Twinfast fine thread screws.



Description	Finish	Drive	Part Number
6 x 3/4" Flat Head Phillips Type 17 screw	Off White	Phillips	172 10306 13
6 x 3/4" Flat Head Phillips Type 17 screw	Brass	Phillips	172 10306 63

Oval Head Hinge Screws

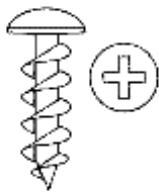
Oval Head Hinge Screws



Description	Finish	Drive	Part Number
5 x 1/2" Oval Head Screw	Ant. Brass	Phillips	18 12204 01
5 x 5/8" Oval Head Screw	Plain Steel	Phillips	18 18205 01
5 x 5/8" Oval Head Screw	Brass	Phillips	181 18205 03
6 x 5/8" Oval Head Screw	Brass	Phillips	172 18305 03
6 x 5/8" Oval Head Screw	Ant. Brass	Phillips	172 18305 07
6 x 5/8" Oval Head Screw	Black	Phillips	181 18305 08

Hinge screw

Truss head Quick screw Type 17



Description	Finish	Drive	Part Number
8 x 3/4" Truss Head	Ant. Brass	Phillips	172 92306 04

Truss combo head knob screw

For use with knobs and Handles.



Description	Finish	Drive	Part Number
8/32 x 3/8" Truss combo head knob screw	Zinc	Combo	184 34303 02
8/32 x 1/2" Truss combo head knob screw	Zinc	Combo	174 34304 02
8/32 x 5/8" Truss combo head knob screw	Zinc	Combo	174 34305 02
8/32 x 3/4" Truss combo head knob screw	Zinc	Combo	174 34306 02
8/32 x 7/8" Truss combo head knob screw	Zinc	Combo	174 34307 02
8/32 x 1" Truss combo head knob screw	Zinc	Combo	174 34310 02
8/32 x 1 1/8" Truss combo head knob screw	Zinc	Combo	174 34311 02
8/32 s 1-1/4" Truss cross slot head knob screw	Zinc	Cross Slot	184 34312 02
8/32 x 1 1/4" Truss combo head knob screw	Zinc	Combo	174 34324 02
8/32 x 1 3/8" Truss combo head knob screw	Zinc	Combo	174 34313 02
8/32 x 1 1/2" Truss combo head knob screw	Zinc	Combo	174 34314 02
8/32 x 1 5/8" Truss combo head knob screw	Zinc	Combo	174 34315 02
8/32 x 1 3/4" Truss combo head knob screw	Zinc	Combo	174 34316 02
8/32 x 1 7/8" Truss combo head knob screw	Zinc	Combo	174 34317 02
8/32 x 2" Truss combo head knob screw	Zinc	Combo	174 34320 02



Washer Head Wood Knob Screws

Designed for wood knobs. Holds better than threaded inserts at less cost.

Description	Finish	Drive	Part Number
12 x 1" Washer Head Screw	Zinc	Phillips	172 34310 83
12 x 1" Washer Head Screw	Zinc	Combo	172 13510 02
12 x 1 1/4" Washer Head Screw	Zinc	Combo	184 13512 02
12 x 1 1/2" Washer Head Screw	Zinc	Combo	172 34314 83
12 x 1 3/4" Washer Head Screw	Zinc	Combo	172 34316 83

Euro Screw

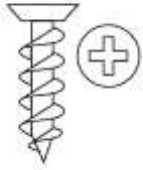
Blunt end for extra holding power.



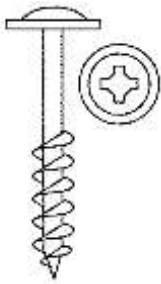
Description	Finish	Drive	Part Number
6.33mm x 10 mm Euro Screw	Nickel	Posi	172 63115 02
6.33mm x 25mm Euro Screw	Nickel	Posi	181 12190 02

Drawer Slide Screws

Flat head Phillip undercut Euro Slide Screw with #5 head.



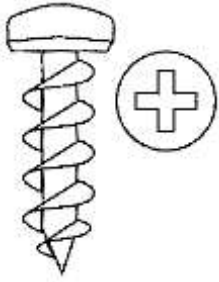
Description	Finish	Drive	Part Number
6 x 7/16" Flat head Phillip	Zinc	Phillips	171 10303 62
6 x 1/2" Flat head Phillip	Zinc	Phillips	171 10304 62
6 x 1/2" Flat head Phillip	Black	Phillips	171 10304 68
8 x 5/8" Flat head Phillip Type 17	Zinc	Phillips	172 10805 02
8 x 1/2" Flat head Phillip Type 17	Zinc	Phillips	172 10904 02



Large Washer Head Drawer Front Screws

Large washer head allows for adjustment of drawer front to drawer box.

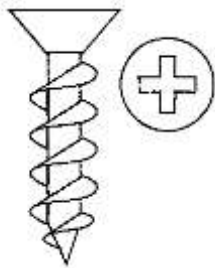
Description	Finish	Drive	Part Number
8 x 1" Drawer Front Screw	Zinc	Phillips	172 16510 82
8 x 1 1/4" Drawer Front Screw	Zinc	Phillips	172 16512 82



Pan Head Phillips Sheet Metal Screws

General purpose screws.

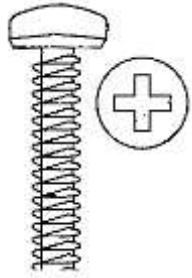
Description	Finish	Drive	Part Number
4 x 3/8" Pan Head Phillips	Zinc	Phillips	182 12103 02
4 x 1/2" Pan Head Phillips	Zinc	Phillips	182 12104 02
5 x 1" Pan Head Phillips	Zinc	Phillips	182 12210 02
6 x 7/16" Pan Head Phillips	Zinc	Phillips	182 12210 02
6 x 3/8" Pan Head Phillips	Zinc	Phillips	182 12303 02
6 x 1/2" Pan Head Phillips	Zinc	Phillips	182 12304 02
6 x 1/2" Pan Head Phillips	Ant. Brass	Phillips	172 12304 73
6 x 5/8" Pan Head Phillips Type 17	Zinc	Phillips	172 12305 72
6 x 3/4" Pan Head Phillips	Black	Phillips	172 12306 08
6 x 1" Pan Head Phillips	Zinc	Phillips	182 12310 02
6 x 1 1/2" Pan Head Phillips	Zinc	Phillips	18 12510 02
8 x 3/8" Pan Head Phillips	Zinc	Phillips	182 12503 02
8 x 1/2" Pan Head Phillips	Zinc	Phillips	182 12504 02
8 x 1" Pan Head Phillips	Plain Steel	Phillips	182 12510 01
8 x 1" Pan Head Phillips	Zinc	Phillips	18 12510 02
8 x 1 1/4" Pan Head Phillips	Zinc	Phillips	182 12512 02
8 x 1 1/2" Pan Head Phillips	Plain Steel	Phillips	182 12514 01
8 x 1 3/4" Pan Head Phillips	Zinc	Phillips	182 12516 02
10 x 5/8" Pan Head Phillips	Zinc	Phillips	182 12605 02
10 x 5/8" Pan Head Phillips	Black	Phillips	172 12605 08
10 x 3/4" Pan Head Phillips	Black	Phillips	172 12606 08
10 x 1" Pan Head Phillips	Black	Phillips	172 12610 08
10 x 1 1/4" Pan Head Phillips	Zinc	Phillips	182 12612 02
10 x 1 1/4" Pan Head Phillips	Black	Phillips	172 12612 08
10 x 1 1/2" Pan Head Phillips	Zinc	Phillips	182 12614 02
10 x 1 3/4" Pan Head Phillips	Plain Steel	Phillips	18 12616 01
10 x 1 3/4" Pan Head Phillips	Zinc	Phillips	172 12612 02



Flat Head Phillips Sheet Metal Screw

Large screws for heavy duty use.

Description	Finish	Drive	Part Number
10 x 2" Flat Head Phillips Sheet Metal Screw	Zinc	Phillips	171 10614 02
12 x 3/4" Flat Head Phillips Screw	Zinc	Phillips	172 12806 06
12 x 1 1/4" Flat Head Phillips Screw	Zinc	Phillips	171 12812 02
12 x 1 1/2" Flat Head Phillips Screw	Zinc	Phillips	172 13614 02
12 x 2" Flat Head Phillips Screw	Zinc	Phillips	171 12820 02



Machine Screws

U.S. thread screws.

Description	Finish	Drive	Part Number
10-24 x 3/4" Pan Head Phillip machine screw	Zinc	Phillips	184 10475 02
10-24 x 1" Truss Head Phillip machine screw	Zinc	Phillips	184 43010 02
10/32 x 1-1/4" Pan Head Phillip machine screw	Zinc	Phillips	184 44125 02
1/4-20 x 1/2" Pan Head Phillip machine screw	Black	Phillips	184 25205 08
1/4-20 x 3/4" Pan Head Phillip machine screw	Black	Phillips	184 25060 08
1/4-20 x 1" Pan Head Phillip machine screw	Zinc	Phillips	184 25210 02
1/4-20 x 1-1/4" Pan Head Phillip machine screw	Black	Phillips	184 25214 08
1/4-20 x 1-1/2" Pan Head Phillip machine screw	Black	Phillips	184 25216 08
1/4-20 x 1-3/4" Pan Head Phillip machine screw	Zinc	Phillips	184 69634 02
1/4-20 x 2" Pan Head Phillip machine screw	Black	Phillips	184 25220 08
1/4-20 x 2-1/2" Pan Head Phillip machine screw	Black	Phillips	184 25225 02
5/16-18 x 1-1/4" Pan Head Phillip machine screw	Black	Phillips	184 29214 08
Pan Head Phillip machine screw	Zinc	Phillips	184 35250 02
Truss Head Phillip Machine Screw	Zinc	Phillips	184 43010 02

Hanger Bolts

Used to achieve a machine thread into wood. Machine thread on one end wood thread on the other. Hanger bolt drivers are available.




Description	Finish	Drive	Part Number
8-32 x 1" Hanger Bolt	Plain		187 79310 01
1/4-20 x 1 1/2" Hanger Bolt	Plain		187 79514 01
1/4-20 x 2" Hanger Bolt	Plain		187 79520 01
1/4-20 x 2 1/2" Hanger Bolt	Plain		187 79524 01
1/4-20 x 3" Hanger Bolt	Plain		187 79530 01
5/16-18 x 1 1/2" Hanger Bolt	Plain		187 79714 01
5/16-18 x 1 3/4" Hanger Bolt	Plain		18 79716 01
5/16-18 x 2" Hanger Bolt	Plain		187 79720 01
5/16-18 x 2 1/2" Hanger Bolt	Plain		187 79724 01
5/16-18 x 3" Hanger Bolt	Plain		187 79730 01
5/16-18 x 4" Hanger Bolt	Plain		187 79740 01
5/16-18 x 6" Hanger Bolt	Plain		187 79760 01
3/8-16 x 2 1/2" Hanger Bolt	Plain		187 79824 01
3/8-16 x 3 1/2" Hanger Bolt	Plain		187 79834 01
3/8-16 x 4 1/2" Hanger Bolt	Plain		187 79844 01

Dowel Screw




Description	Finish	Drive	Part Number
3/16" x 1 1/2" Dowel Screw	Plain Steel		187 78413 01

Tight Joint Fastener



Description	Finish	Drive	Part Number
1/4-20 x 3 1/2" Tight Joint Fastener	Zinc	Hex	187 39634 02

Carriage Bolts



Description	Finish	Drive	Part Number
5/16-18 x 2 1/2" Carriage Bolt	Zinc	Hex	18 89725 02
5/16-18 x 3 1/2" Carriage Bolt	Zinc	Hex	18 89735 03

Hex Head Lag Screw



Description	Finish	Drive	Part Number
3/8 x 4-1/2" Lag Screw	Black	Hex	187 83925 02

Hex Bolt



Description	Finish	Drive	Part Number
3/8 x 1-1/2" Hex Head Bolt	Zinc	Hex	184 88714 02



Bed Pin

Used with bed hooks for near invisible installation.

Description	Finish	Drive	Part Number
1/4-20 x 5/16"	Plain Steel	4 Prong	18 59601 01
5/8" x 19/64" Steel Bed Pin	Plan Steel		531 42012 01
1/4-20 x 7/16"	Plain Steel	4 Prong	187 59500 01
7/8" x 19/64" Steel Bed Pin	Plan Steel		531 42014 01
1/4-20 x 9/16"	Plain Steel	4 Prong	187 59612 21
1" x 19/64" Steel Bed Pin	Plan Steel		531 42101 01
5/16-18 x 5/8"	Plain Steel	4 Prong	187 59600 01
1 1/4" x 19/64" Steel Bed Pin	Plan Steel		531 42104 01
3/8-16 x 5/8"	Plain Steel	4 Prong	187 59700 01
2" x 19/64" Steel Bed Pin	Plan Steel		531 42102 01
5/8" x 19/64" Steel Bed Pin	Plan Steel		531 42012 01
3/8 x 3" Steel Bed Pin	Plan Steel		68 107

T-Nuts

4 Prong



Description	Finish	Drive	Part Number
1/4-20 x 5/16"	Plain Steel	4 Prong	18 59601 01
5/8" x 19/64" Steel Bed Pin	Plan Steel		531 42012 01
1/4-20 x 7/16"	Plain Steel	4 Prong	187 59500 01
7/8" x 19/64" Steel Bed Pin	Plan Steel		531 42014 01
1/4-20 x 9/16"	Plain Steel	4 Prong	187 59612 21
1" x 19/64" Steel Bed Pin	Plan Steel		531 42101 01
5/16-18 x 5/8"	Plain Steel	4 Prong	187 59600 01
1 1/4" x 19/64" Steel Bed Pin	Plan Steel		531 42104 01
3/8-16 x 5/8"	Plain Steel	4 Prong	187 59700 01
2" x 19/64" Steel Bed Pin	Plan Steel		531 42102 01
5/8" x 19/64" Steel Bed Pin	Plan Steel		531 42012 01
3/8 x 3" Steel Bed Pin	Plan Steel		68 107

C-Nuts

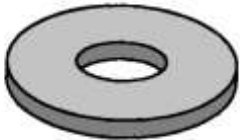
Curved base



Description	Finish	Drive	Part Number
1/4-20"	Plain Steel		187 59612 41

Flat Washers

USS Type



Description	Finish	Drive	Part Number
1/4" Flat Washer	Zinc		187 69300 02
1/4" Flat Washer	Black		187 69300 08
1/4" Flat Washer	Black		187 69300 18
5/16" Flat Washer	Zinc		187 69400 02
5/16" Flat Washer	Black		187 69400 08
3/8" Flat Washer	Black		187 69500 08

Lock Washers



Description	Finish	Drive	Part Number
5/16" Flat Washer	Zinc		18 95160 02
1/4" Flat Washer	Black		187 39300 02
3/8" Flat Washer	Black		187 39500 08

Wing Nuts

Type A Forged



Description	Finish	Drive	Part Number
8-32" Wing Nut	Zinc		187 00100 01
10-24" Wing Nut	Plain Steel		187 00200 01
1/4-20" Wing Nut	Black		187 00300 08
3/8-16" Wing Nut	Black		187 00500 08
1/4-20 x 3/4" Wing Nut	Zinc		187 01300 02
1/4-20 x 7/8" Wing Nut	Black		187 01300 08
1/4-20 x 7/8" Wing Nut	Zinc		187 01300 12


Hex Nuts



Description	Finish	Drive	Part Number
1/4-20 Thread Hex Nut	Plain	Hex	187 21300 01
5/16-18 Thread Hex Nut	Plain	Hex	187 21400 01
5/16-18 Thread Hex Nut	Zinc	Hex	187 34300 02
3/8-16 Thread Hex Nut	Plain	Hex	187 21500 01

Plastic Screw Hole Plugs

Clean inexpensive screw hole covers.



Description	Finish	Drive	Part Number
5mm Plastic Cap	White		188 75050 02
5mm Plastic Cap	Brown		32 503379 05
5mm Plastic Cap	Brown		188 75050 05
8mm Plastic Cap	Tan		188 75080 06
8mm Plastic Cap	Diamond Tan		188 75080 07
8mm Plastic Cap	Black		188 75080 08
10mm Plastic Cap	Diamond Tan		188 30150 04
10mm Plastic Cap	Brown		188 30150 05
10mm Plastic Cap	BMI Tan		188 30150 06
10mm Plastic Cap	Coco Brown		188 30150 15
Plastic Cap	White		188 75100 02
10mm Plastic Cap	Black		32 503290 08
3/8" Plastic Cap	White		188 73750 02
9/16" Plastic Cap	Brown		188 75625 05

Nylon/Metal Connector

Clean safe way to attach two panels.



Description	Finish	Drive	Part Number
Cap and Bolt for 3/4" Material	Brown	Slotted	187 76529 15
Cap and Bolt for 5/8" Material	Brown	Slotted	187 76530 15
Cap and Bolt for 3/4" Material	White	Slotted	187 76529 12
Cap and Bolt for 5/8" Material	White	Slotted	187 76530 12


Phillips Insert Bit

Perfect balance of strength and hardness for a long life.



Description	Part Number
1" Phillips bit insert for #2 screw #1 point	100 04410 01
1" Phillips bit insert for #2 screw low profile	10 446-1
1" slotted bit insert	10 445-2
1" Phillips bit insert for #2 screw #2 point	100 04420 01

Phillips Insert Bit



Description	Part Number
2 1/2" Phillips bit insert for #10 screw #3 point	100 04422 01
1" Phillips bit insert for #10 screw #3 point	100 04430 01

Magnetic Bit Holder

Used with driver tips to hold screws in place while driving.



Description	Part Number
Magnetic Bit Holder	100 86490 01


Phillips Screwdriver Bit

Perfect balance of strength and hardness for a long life.



Description	Part Number
2" Phillips bit for #2 screw #1 point	100 04911 01
2 3/4" Phillips bit for #2 screw #1 point	100 04912 11
3 1/2" Phillips bit for #2 screw #1 point	100 04913 01
6" Phillips bit for 3@ screw #1 point	100 04916 01
2" Phillips bit for #5 screw #2 point	100 04920 11
2 3/4" Phillips bit for #5 screw #2 point	100 04922 11
3 1/2" Phillips bit for #5 screw #2 point	100 04923 11
6" Phillips bit for #5 screw #2 point	100 04926 11
2" Phillips bit for #10 screw #3 point	100 04931 01
3 1/2" Phillips bit for #10 screw #3 point	100 04933 01


Square Drive Screwdriver Bit



Description	Part Number
2 3/4" square drive bit #1 point	100 0954C 01
1" square drive bit insert #1 point	100 09546 02
2" square drive bit #1 point	100 09541 01
2" square drive bit #2 point	100 09542 01
6" square drive bit #2 point	100 09546 12

Hex Drive Screwdriver Bit

A great tool for driving Type E & D inserts and hex bolts.



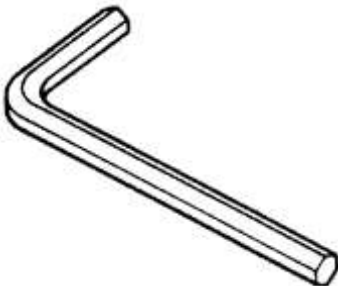
Description	Part Number
2" 4mm Hex Drive Bit	100 24914 01
2" 5mm Hex drive Bit	100 24925 01
2" 6mm Hex Drive Bit	100 24926 01
2" 8mm Hex Drive Bit	100 24928 01

Hanger Bolt Insertion Tool



Description	Part Number
1/4-20 Hanger Bolt insertion tool.	187 71420 01
5/16-18 Hanger Bolt insertion tool.	187 75160 01
3/8-16 Hanger Bolt insertion tool.	100 73800 01

Allen Wrench/Hex Key



Description	Part Number
4mm Hex key	100 90040 01
5mm hex key	100 90050 01



Spiral Groove Dowel Pin

Precision Machined Birch Sprial Groove Dowel Pins

Description	Species	Part Number
1/4" x 1"	Birch	200 10410 02
1/4" x 1 1/4"	Birch	200 10412 02
1/4" x 1 1/2"	Birch	200 10414 02
1/4" x 1 3/4"	Birch	200 10416 02
1/4" x 2"	Birch	200 10420 02
1/4" x 2 1/2"	Birch	200 10424 02
15/16" x 1"	Birch	200 10510 02
15/16" x 1 1/4"	Birch	200 10512 02
15/16" x 1 1/2"	Birch	200 10514 02
15/16" x 1 3/4"	Birch	200 10516 02
15/16" x 2"	Birch	200 10520 02
15/16" x 2 1/4"	Birch	200 10522 02
15/16" x 2 1/2"	Birch	200 10524 02
15/16" x 2 3/4"	Birch	200 10526 02
3/8" x 1"	Birch	200 10610 02
3/8" x 1 1/4"	Birch	200 10612 02
3/8" x 1 1/2"	Birch	200 10614 02
3/8" x 1 3/4"	Birch	200 10616 02
3/8" x 2"	Birch	200 10620 02
3/8" x 2 1/4"	Birch	200 10622 02
3/8" x 2 1/2"	Birch	200 10624 02
3/8" x 2 3/4"	Birch	200 10626 02
3/8" x 3"	Birch	200 10630 02
3/8" x 3 1/4"	Birch	200 10632 02
7/16" x 1 1/4"	Birch	200 10712 02
7/16" x 1 1/2"	Birch	200 10714 02
7/16" x 1 3/4"	Birch	200 10716 02
7/16" x 2"	Birch	200 10720 02
7/16" x 2 1/4"	Birch	200 10722 02
7/16" x 2 1/2"	Birch	200 10724 02
7/16" x 2 3/4"	Birch	200 10726 02
7/16" x 3"	Birch	200 10730 02
7/16" x 3 1/4"	Birch	200 10732 02
7/16" x 3 1/2"	Birch	200 10734 02
1/2" x 1 1/2"	Birch	200 10614 02
1/2" x 1 3/4"	Birch	200 10816 02
1/2" x 2"	Birch	200 10820 02
1/2" x 2 1/4"	Birch	200 10822 02
1/2" x 2 1/2"	Birch	200 10824 02
1/2" x 2 3/4"	Birch	200 10826 02
1/2" x 3"	Birch	200 10830 02
1/2" x 3 1/4"	Birch	200 10832 02
1/2" x 3 1/2"	Birch	200 10834 02



Multi Groove Dowel Pin

Precision Machined Birch Multi Groove Dowel Pins

Description	Species	Part Number
1/4" x 1"	Birch	200 10410 12
1/4" x 1 1/4"	Birch	200 10412 12
1/4" x 1 1/2"	Birch	200 10414 12
1/4" x 1 3/4"	Birch	200 10416 12
1/4" x 2"	Birch	200 10420 12
1/4" x 2 1/4"	Birch	200 10422 12
5/16" x 1"	Birch	200 10510 12
5/16" x 1 1/4"	Birch	200 10512 12
5/16" x 1 1/2"	Birch	200 10514 12
5/16" x 1 3/4"	Birch	200 10516 12
5/16" x 2"	Birch	200 10520 12
5/16" x 2 1/4"	Birch	200 10522 12
5/16" x 2 1/2"	Birch	200 10524 12
3/8" x 1"	Birch	200 10610 12
3/8" x 1 1/4"	Birch	200 10612 12
3/8" x 1 1/2"	Birch	200 10614 12
3/8" x 1 3/4"	Birch	200 10616 12
3/8" x 2"	Birch	200 10620 12
3/8" x 2 1/4"	Birch	200 10622 12
3/8" x 2 1/2"	Birch	200 10624 12
3/8" x 2 3/4"	Birch	200 10626 12
3/8" x 3"	Birch	200 10630 12
3/8" x 3 1/4"	Birch	200 10632 12
3/8" x 3 1/2"	Birch	200 10634 12
7/16" x 1 1/4"	Birch	200 10712 12
7/16" x 1 1/2"	Birch	200 10714 12
7/16" x 1 3/4"	Birch	200 10716 12
7/16" x 2"	Birch	200 10720 12
7/16" x 2 1/4"	Birch	200 10722 12
7/16" x 2 1/2"	Birch	200 10724 12
7/16" x 2 3/4"	Birch	200 10726 12
7/16" x 3"	Birch	200 10730 12
7/16" x 3 1/4"	Birch	200 10732 12
7/16" x 3 1/2"	Birch	200 10734 12
1/2" x 1 1/2"	Birch	200 10614 12
1/2" x 1 3/4"	Birch	200 10816 12
1/2" x 2"	Birch	200 10820 12
1/2" x 2 1/2"	Birch	200 10824 12
1/2" x 2 3/4"	Birch	200 10826 12
1/2" x 3"	Birch	200 10830 12
1/2" x 3 1/4"	Birch	200 10832 12
1/2" x 3 1/2"	Birch	200 10834 12



Multi Groove Dowel Pin

10,000 piece minimum.

Description	Species	Part Number
5mm x 25mm	Birch	200 20530 12
5mm x 30mm	Birch	200 20532 12
6mm x 25mm	Birch	200 20625 12
6mm x 30mm	Birch	200 21630 12
8mm x 25mm	Birch	200 21825 12
8mm x 30mm	Birch	200 21830 12
8mm x 32mm	Birch	200 21832 12
8mm x 35mm	Birch	200 21835 12
8mm x 38mm	Birch	200 21838 12
8mm x 40mm	Birch	200 21840 12
8mm x 45mm	Birch	200 21045 12



Pre-Glued Multi Groove Dowel Pin

10,000 piece minimum.

Description	Species	Part Number
5mm x 25mm	Birch	200 20530 22
5mm x 30mm	Birch	200 20532 22
6mm x 30mm	Birch	200 21630 22
8mm x 30mm	Birch	200 21830 22
8mm x 32mm	Birch	200 21832 22
8mm x 35mm	Birch	200 21835 22
8mm x 38mm	Birch	200 21838 22
10mm x 38mm	Birch	200 21840 22
10mm x 50mm	Birch	200 21045 22



Joining Biscuits

1,000 piece minimum.

Description	Species	Part Number
0 Size Biscuit	Birch	200 29000 22
10 Size Biscuit	Birch	200 29010 22
20 Size Biscuit	Birch	200 29020 22



Screwhole Buttons - Mushroom Style

Description	Species	Part Number
5/16" x 7/16" Shoulder Plug	Birch	202 50203 02
3/8" x 1/2" Shoulder Plug	Birch	202 50304 02
3/8" x 1/2" Shoulder Plug	Oak	202 50304 04
1/2" x 5/8" Shoulder Plug Long Shank	Birch	202 50405 32
1/2" x 5/8" Shoulder Plug Short Shank	Birch	202 50405 02
1/2" x 5/8" Shoulder Plug	Oak	202 50405 02
5/8" x 3/4" Shoulder Plug	Oak	202 50506 02
3/8" x 1/2" Stay-Put Shoulder Plug	Birch	202 50304 32
3/8" x 1/2" Stay-Put Shoulder Plug	Oak	202 50304 34
1/2" x 5/8" Stay-Put Shoulder Plug	Birch	202 50405 32
1/2" x 5/8" Stay-Put Shoulder Plug	Oak	202 50405 34



Flat Head Screw Hole Plug

Description	Species	Part Number
3/8" Flat Head Screw Hole Plug	Birch	200 10300 02
3/8" Flat Head Screw Hole Plug	Oak	200 10300 02
1/2" Flat Head Screw Hole Plug	Birch	200 10400 02
1/2" Flat Head Screw Hole Plug	Oak	200 10400 02
3/4" Oval Head Screw Hole Plug	Oak	200 10600 04
1" Oval Head Screw Hole Plug	Birch	200 10900 02
1" Oval Head Screw Hole Plug	Oak	200 10900 04



Flat Head Screw Hole Plug

Description	Species	Part Number
3/8" Flat Head Screw Hole Plug	Birch	200 10300 12
3/8" Flat Head Screw Hole Plug	Oak	200 10300 14
1/2" Flat Head Screw Hole Plug	Birch	200 10400 12
1/2" Flat Head Screw Hole Plug	Oak	200 10400 14
3/4" Flat Head Screw Hole Plug	Birch	200 10600 12
3/4" Flat Head Screw Hole Plug	Oak	200 10600 14
1" Flat Head Screw Hole Plug	Birch	200 10900 12



Birch Dowel Rod

Precision made clear Birch rods.

Description	Species	Part Number
1/8" x 36" Dowel Rod	Birch	203 00236 02
3/16" x 36" Dowel Rod	Birch	203 00336 02
1/4" x 36" Dowel Rod	Birch	203 00436 02
5/16" x 36" Dowel Rod	Birch	203 00536 02
3/8" x 36" Dowel Rod	Birch	203 00636 02
7/16" x 36" Dowel Rod	Birch	203 00736 02
1/2" x 36" Dowel Rod	Birch	203 00836 02
5/8" x 36" Dowel Rod	Birch	203 01036 02
3/4" x 36" Dowel Rod	Birch	203 01236 02
7/8" x 36" Dowel Rod	Birch	203 01436 02
1" x 36" Dowel Rod	Birch	203 10036 02
1 1/8" x 36" Dowel Rod	Birch	203 10236 02
1 1/4" x 36" Dowel Rod	Birch	203 10436 02
1 1/2" x 36" Dowel Rod	Birch	203 10836 02
1 3/4" x 36" Dowel Rod	Birch	203 11236 02
2" x 36" Dowel Rod	Birch	203 20036 02
3/16" x 48" Dowel Rod	Birch	203 00448 02
1/4" x 48" Dowel Rod	Birch	203 00548 02
5/16" x 48" Dowel Rod	Birch	203 00648 02
3/8" x 48" Dowel Rod	Birch	203 00748 02
7/16" x 48" Dowel Rod	Birch	203 00848 02
1/2" x 48" Dowel Rod	Birch	203 01048 02
5/8" x 48" Dowel Rod	Birch	203 01248 02
3/4" x 48" Dowel Rod	Birch	203 01448 02
7/8" x 48" Dowel Rod	Birch	203 10048 02
1" x 48" Dowel Rod	Birch	203 10248 02
1 1/8" x 48" Dowel Rod	Birch	203 10448 02
1 1/4" x 48" Dowel Rod	Birch	203 10848 02
1 1/2" x 48" Dowel Rod	Birch	203 11248 02
1 3/4" x 48" Dowel Rod	Birch	203 20048 02
2" x 36" Dowel Rod	Birch	203 00348 04



Oak Dowel Rod

Precision made clear Oak rods.

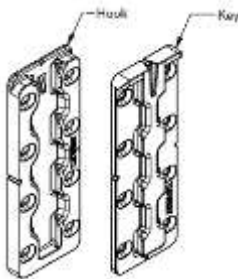
Description	Species	Part Number
1/4" x 36" Dowel Rod	Oak	203 00436 04
3/8" x 36" Dowel Rod	Oak	203 00636 04
1/2" x 36" Dowel Rod	Oak	203 00836 04
5/8" x 36" Dowel Rod	Oak	203 01036 04
3/4" x 36" Dowel Rod	Oak	203 01236 04
7/8" x 36" Dowel Rod	Oak	203 01436 04
1" x 36" Dowel Rod	Oak	203 10036 04
1 1/4" x 36" Dowel Rod	Oak	203 10436 04
1/4" x 48" Dowel Rod	Oak	203 00548 04
3/8" x 48" Dowel Rod	Oak	203 00748 04
1/2" x 48" Dowel Rod	Oak	203 01048 04
5/8" x 48" Dowel Rod	Oak	203 01248 04
3/4" x 48" Dowel Rod	Oak	203 01448 04
7/8" x 48" Dowel Rod	Oak	203 10048 04
1" x 48" Dowel Rod	Oak	203 10248 42
1 1/4" x 48" Dowel Rod	Oak	203 10848 04



Two Piece Die Cast Connector

Super rigid die cast connector that draws pieces tight. Simple and easy for end user.

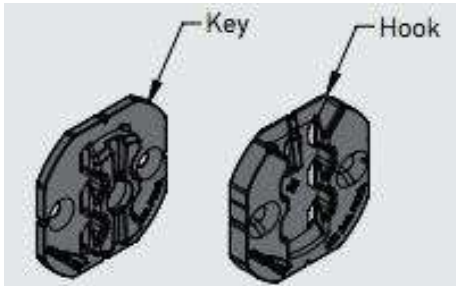
Description	Finish	Part Number
3 piece connector - male, female and set screw	Zinc	188 07510 02



Strip Lock Surface to Surface Connector

Easy to use extremely strong connector.

Description	Finish	Part Number
Striplox Pro 55 Plastic Flush mount connector 45mm x 126mm	Black	534 20055 08



Strip Lock Surface to Surface Connector

Easy to use extremely strong connector.

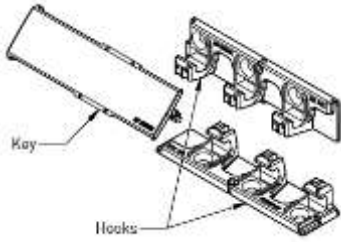
Description	Finish	Part Number
Striplox Pro 23 Plastic Flush mount connector 28mm x 83mm	Black	534 20023 08
Striplox Clip 50 Flush mount connector 50mm x 50mm	Black	534 20050 08



Strip Lock Surface to Surface Connector

Easy to use extremely strong connector.

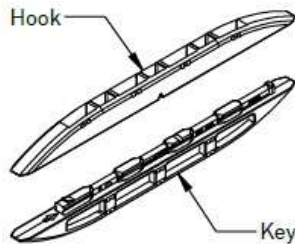
Description	Finish	Part Number
Striplox Pro 23 Plastic Flush mount connector 28mm x 83mm	Black	534 20023 08
Striplox Clip 50 Flush mount connector 50mm x 50mm	Black	534 20050 08



Strip Lock Invisible 90 Degree Connector

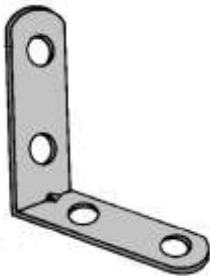
Great for hidden 90 degree surfaces.

Description	Finish	Part Number
Striplox 90D 98 Plastic Corner connector 97mm x 25mm	White	534 30098 02



Strip Lock Mini Connector

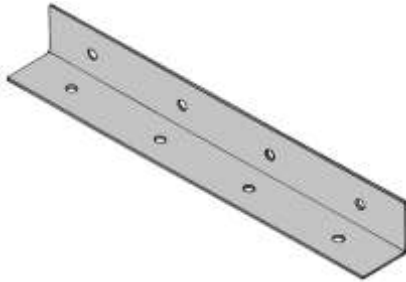
Description	Finish	Part Number
Striplox 120 Mini Plastic Joining connector 7mm x 127mm	Black	534 10120 08
Striplox Mini 60 Joining connector 7mm 60mm	Black	534 10060 08



"L" Braces

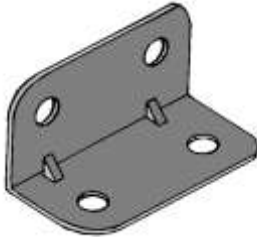
Stamped steel 90 degree braces

Description	Finish	Part Number
3/4" x 3/4" Round-end L Brace	Black	532 00606 08
3/4" x 3/4" Round-end L Brace	Zinc	532 00606 02
3/4" x 3/4" Round-end L Brace	Plain	532 00606 01
1" x 1" Round-end L Brace	Ant. Brass	532 01010 04
1" x 1" Round-end L Brace	Zinc	532 01010 02
1" x 1" Square-end L Brace	Plain	532 01010 02
1 1/2" x 1 1/2" Round-end L Brace	Zinc	532 01414 02
1 1/2" x 1 1/2" Round-end L Brace	Black	532 01414 18
1 1/2" x 1 1/2" Round-end L Brace	Plain	532 01414 11
2" x 2" Square-end L Brace	Plain	53 00230 L
2" x 2" Round-end L Brace	Zinc	532 02020 02
2 1/2" x 2 1/2" Round-end L Brace	Zinc	532 02424 02
3" x 3" Round-end L Brace	Zinc	532 03030 02
3 1/2" x 3 1/2" Round-end L Brace	Zinc	532 03434 02
4" x 4" Round-end L Brace	Zinc	532 04040 02



Angle Bracket

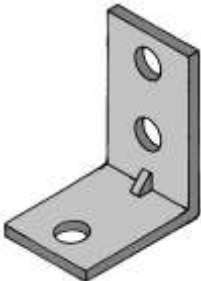
Description	Finish	Part Number
1" x 1" x 4" 16ga. Angle Bracket	Plain	532 00410 01
1" x 1" x 8" 16ga. Angle Bracket	Black	532 00810 08



Light Duty Angle Bracket

Stamped steel 90 degree braces

Description	Finish	Part Number
1" x 1" x 2" Light Duty Angle Bracket	Black	532 02010 18
1 1/4" x 1 1/4" x 2 1/4" Light Duty Angle Bracket	Black	532 02010 08
3/4" x 3/4" x 5" Light Duty Angle Bracket	Black	532 02626 08



Heavy Duty Unequal Length "L" Bracket

Description	Finish	Part Number
1" x 2" x 3/4" 16ga L-Brace	Plain	532 02830 01



Formed Angle Bracket


Description	Finish	Part Number
1 3/8" x 1 3/8" Chair Brace	Plain	532 21010 01

Figure 8 "L" Brace



Description	Finish	Part Number
1" x 1" L-brace with #10 Hole	Black	532 06800 08
1" x 1" L-brace with #10 Hole	Zinc	532 06800 02
1" x 1" L-brace with #6 Hole	Black	532 06700 08

Flat Mending Plates



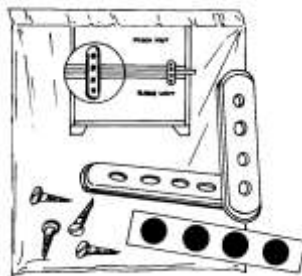
Description	Finish	Part Number
2" Round-end Mending Plate	Zinc	532 22000 12
3" Round-end Mending Plate	Zinc	532 23000 12
4" Round-end Mending Plate	Zinc	532 24000 12



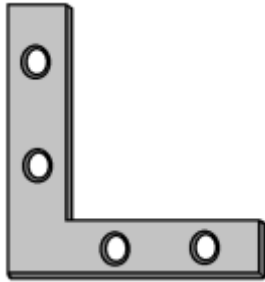
Description	Finish	Part Number
1 1/4" x 2 1/4" 11 ga. Mending Plate	Plain	532 01275 01
2" x 2" 16ga. Mending Plate	Plain	532 12020 01
2" x 2" 14ga. Mending Plate	Plain	532 20200 01
2 1/4" x 2 1/4" 16ga. Mending Plate	Black	532 22222 08
2" x 4" 16ga. Mending Plate	Black	532 22400 08
2" x 6" 16ga. Mending Plate	Black	532 22600 08
3 1/2" x 6" 16ga. Mending Plate	Black	532 23600 08
4" x 4" 16ga. Mending Plate	Zinc	532 24000 11

Stack Pack

Kit for mounting a hutch to a base.



Description	Finish	Part Number
Kit contains 2 plates, 4 screws, felt tabs and instructions	Zinc	532 95020 02




Flat "L" Mending Plate

Description	Finish	Part Number
2" x 2" Flat L Mending Plate	Plain	532 20200 01



Desk Top Fastener

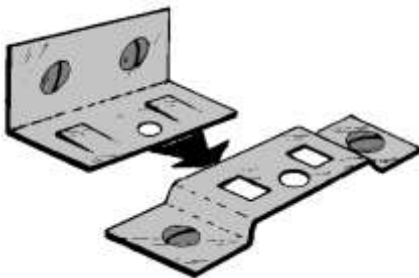
Description	Finish	Part Number
Desk top fastener	Plain	532 049400 0



Panel Clamping Bracket

For two 3/4" panels.

Description	Finish	Part Number
1 1/2" x 1 1/2" Hugger Panel Clamp	Plain	532 30606 01



Two-part Male and Female RTA Bracket Set

Description	Finish	Part Number
Male and female locking RTA bracket	Zinc	532 06640 02

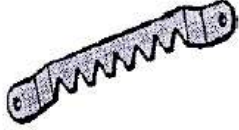


Two-part Sectional Sofa Bracket

Description	Finish	Part Number
Male and female bracket	Zinc	275 30560 02

Saw-tooth Hanger

Easy inexpensive way to hang mirrors.



Description	Finish	Part Number
1 5/8" x 1/4" x .030 Hanger	Zinc	532 05900 02
2 1/2" x 5/16" x .030 Hanger	Zinc	532 05900 02

Mirror Hanger

Two hole hanger.



Description	Finish	Part Number
Aluminum and Steel Mirror Hanger	Zinc	532 01002 02

C Nut

Curved base



Description	Finish	Part Number
1/4-20 Threaded Nut	Plain Steel	187 59612 41

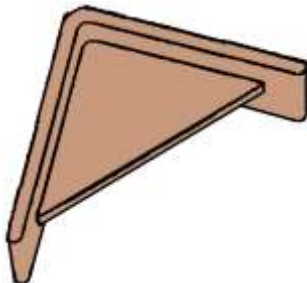
Reinforced Plastic Corner Brace

Versatile brace is strong and provides screw paths for horizontal and vertical mounting.



Description	Finish	Part Number
3" x 3" x 3/4" Corner Brace	Brown	39 222

Plastic Corner Brace



Description	Finish	Part Number
1 3/4" x 1 3/4" Corner	Beige	652 44439 06



Drawer Bottom Glue Block

Stable or glue on.

Description	Finish	Part Number
2 1/4" x 7/16" x 7/16" Plastic Glue Block	Brown	65 1190
2 3/4" x 3/4" x 3/4" Plastic Glue Block	White	652 16840 02



Cam Connecting Fitting

Description	Finish	Part Number
15mm dia. x 8mm tall for 1/2" board	Zinc	188 15040 01
15mm dia. x 13mm tall for 11/16" board	Zinc	188 15030 01
15mm dia. x 12mm tall for 5/8" board	Zinc	188 15050 01
15mm dia. x 13.5mm tall for 3/4" board	Zinc	188 15060 01



Dowel for Cam Connecting Fittings

Machine thread.

Description	Finish	Part Number
m6 Thread x 24mm Steel Dowel	Plain	188 15224 01
m6 Thread x 34mm Steel Dowel	Plain	188 15324 01



Dowel for Cam Connecting Fittings

Euro-screw thread.

Description	Finish	Part Number
Euro Screw Thread x 24mm Steel Dowel	Plain	188 15124 01
Euro Screw Thread x 34mm Steel Dowel	Plain	188 15124 01



Dowel for Cam Connecting Fittings

Spreading base.

Description	Finish	Part Number
Spreading 34mm Steel/Plastic Dowel	Zinc/Black	188 15030 11



Solid Brass Spreading Insert

Description	Finish	Part Number
Brass M4 Thread Spreading Insert	Brass	188 24008 03