

Recessed Glass/Panel Retaining Clip

| Part Number | Description | Finish |
|--------------|------------------------|--------|
| 331 26100 05 | 1/8" inset with screw | Brown |
| 331 26200 00 | 3/16" inset with screw | Clear |



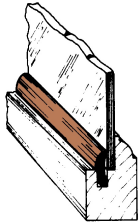
Cat's Paw Glass/Panel Retaining Clip

| Part Number | Description | Finish |
|-------------|------------------------|--------|
| 61521292 03 | 5/16" inset with screw | Walnut |



Two Piece Glass/Panel Retaining Clip

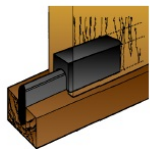
| Part Number | Description | Finish |
|--------------|--------------------------|--------|
| 331 25100 05 | 1/32" inset with screw | Brown |
| 331 25100 08 | 1/32" inset with screw | Black |
| 331 25300 00 | 1/8" inset with screw | Clear |
| 331 25200 00 | 3/16" inset with screw | Clear |
| 65 0255 | 1/4" inset without screw | Clear |



Fits in .130" (3.3mm) to .145" (3.68mm) Groove.

Extruded Glass Retainer

| Part Number | Description | Finish |
|--------------|-------------|-------------|
| 271 10215 00 | Groove type | Clear |
| 271 10215 02 | Groove type | Off White |
| 271 10215 06 | Groove type | Light Brown |
| 271 1215 08 | Groove type | Brown |
| 271 10215 09 | Groove type | Black |



Sliding Wood Door Track

| Part Number | Description | Finish |
|--------------|--------------------------|--------|
| 270 20204 08 | 9/16" x 1/8" Lower track | Black |
| 270 20224 08 | Upper Guide for Door | Black |

Economical wood door system.



Sliding Door Rolling System

| Part Number | Description | Finish |
|--------------|------------------|--------|
| 270 40421 28 | Door Upper Guide | Black |
| 270 40422 18 | Door Lower Guide | Black |


Clean economical way for smooth rolling by-pass doors.



Upper or Lower Track for Door Roller System

| Part Number | Description | Finish |
|--------------|----------------|-----------|
| 270 40414 85 | 7 Foot Length | Black |
| 270 40414 55 | 7 Foot Length | Brown |
| 270 40414 12 | 7 Foot Length | Off White |
| 270 40414 02 | 10 Foot Length | Off White |

Track for sliding door system, upper or lower.



Shown in Brass

Econo Steel Shelf Support

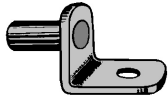
| Part Number | Description | Finish |
|--------------|---|---------------|
| 670 05956 02 | 1/4" pin stamped steel shelf pin Nickel Finish | Nickel |
| 670 05956 03 | 1/4" pin stamped steel shelf pin Brass Finish | Brass |
| 670 05956 04 | 1/4" pin stamped steel shelf pin Antique Brass Finish | Antique Brass |
| 670 05956 05 | 1/4" pin stamped steel shelf pin Antique St. Bronze | St. Bronze |
| 670 15970 02 | 5mm pin stamped steel shelf pin Nickel Finish | Nickel |
| 670 15970 03 | 5mm pin stamped steel shelf pin Brass Finish | Brass |
| 670 15970 04 | 5mm pin stamped steel shelf pin Antique Brass Finish | Antique Brass |
| 670 15970 05 | 5mm pin stamped steel shelf pin Antique St. Bronze | St. Bronze |



1/4" Stud

Stamped Steel Shelf Support


| Part Number | Description | Finish |
|--------------|---|--------|
| 670 02810 03 | 1/4" pin stamped steel shelf pin Brass Finish | Brass |



Our Best Quality

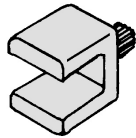
Steel "L" Shelf Support

| Part Number | Description | Finish |
|--------------|---|---------------|
| 670 02800 02 | 1/4" pin "L" Shaped shelf support with hole | Nickel |
| 670 02800 05 | 1/4" pin "L" Shaped shelf support with hole | St. Bronze |
| 670 02800 04 | 1/4" pin "L" Shaped shelf support with hole | Antique Brass |
| 670 02800 05 | 1/4" pin "L" Shaped shelf support with hole | St. Bronze |
| 670 02800 08 | 1/4" pin "L" Shaped shelf support with hole | Black |
| 670 59560 03 | 5mm pin stamped steel shelf pin with hole | Brass |
| 670 59560 02 | 5mm pin stamped steel shelf pin with hole | Nickel |
| 670 59560 04 | 5mm pin stamped steel shelf pin with hole | Antique Brass |



Locking Plastic Shelf Support

| Part Number | Description | Finish |
|--------------|---------------------|--------|
| 670 25525 06 | 1/4" pin 5/8" Shelf | Beige |
| 670 25750 06 | 1/4" pin 3/4 Shelf | Beige |
| 670 25750 13 | 1/4" pin 3/4 Shelf | Clear |



Safely keeps glass shelves in place.

Glass Shelf Support

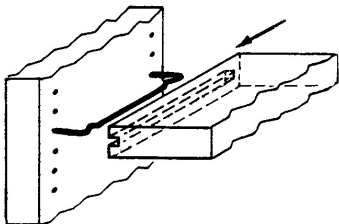
| Part Number | Description | Finish |
|--------------|----------------------|--------|
| 670 25803 00 | 1/4" pin 3/16" glass | Clear |
| 670 25804 00 | 1/4" pin 1/4" glass | Clear |



Inexpensive way to create a pull-out shelf.

Shelf Roller

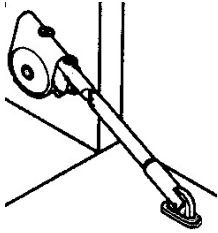
| Part Number | Description | Finish |
|--------------|-------------------------|--------|
| 509 06000 05 | Knock-in plastic roller | Brown |



Great way to support a shelf without a visible support.

Hidden Wire Shelf Support

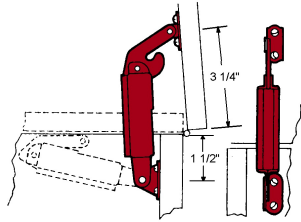
| Part Number | Description | Finish |
|--------------|----------------------------------|--------|
| 411 96000 00 | 96mm centers wire shelf support. | Plain |



Soft Close Lid Support

| Part Number | Description | Finish |
|--------------|-----------------------------------|-------------|
| 703 02000 03 | Soft Release Upward Lid Support | Gray/Chrome |
| 703 02001 03 | Soft Release Downward Lid Support | Gray/Chrome |

Upward or downward open door support.



Back Mount Lid Supports

| Part Number | Description | Finish |
|--------------|--|------------|
| 701 70300 97 | Left 125 to 135 Inch Pound White Spring Lid Support | St. Bronze |
| 701 7030095 | Left 95 to 125 Inch Pound Orange Spring Lid Support | St. Bronze |
| 701 7030065 | Left 65 to 95 Inch Pound Yellow Spring Lid Support | St. Bronze |
| 701 70300 55 | Left 55 to 65 Inch Pound Black Spring Lid Support | St. Bronze |
| 701 7030045 | Left 45 to 55 Inch Pound Maroon Spring Lid Support | St. Bronze |
| 701 70300 40 | Left 40 to 45 Inch Pound Green Spring Lid Support | St. Bronze |
| 701 70310 97 | Right 125 to 135 Inch Pound White Spring Lid Support | St. Bronze |
| 701 70310 95 | Right 95 to 125 Inch Pound Orange Spring Lid Support | St. Bronze |
| 701 70310 65 | Right 65 to 95 Inch Pound Yellow Spring Lid Support | St. Bronze |
| 701 70310 55 | Right 55 to 65 Inch Pound Black Spring Lid Support | St. Bronze |
| 701 70310 45 | Right 45 to 55 Inch Pound Maroon Spring Lid Support | St. Bronze |
| 701 70310 40 | Right 40 to 45 Inch Pound Green Spring Lid Support | St. Bronze |

The only Consumer Products Safety Commission approved, self-balancing lid support available. Load rating is determined in Inch Pounds. To determine Inch Pounds: multiply the distance from the front to back (in inches) by 1/2 the weight of the lid.



Traditional Lid Support

| Part Number | Description | Finish |
|--------------|-----------------------------|---------------|
| 703 57107 08 | One arm drop lid support 7" | Antique Brass |



Secretary's Desk Support Lever

| Part Number | Description | Finish |
|--------------|--------------------------|------------|
| 703 70000 05 | Drop front support lever | St. Bronze |

Hardware to extend under-support for Secretary Desks.