

Recessed Glass/Panel Retaining Clip

Part Number	Description	Finish
331 26100 05	1/8" inset with screw	Brown
331 26200 00	3/16" inset with screw	Clear



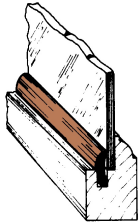
Cat's Paw Glass/Panel Retaining Clip

Part Number	Description	Finish
61521292 03	5/16" inset with screw	Walnut



Two Piece Glass/Panel Retaining Clip

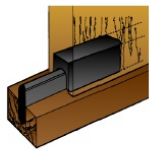
Part Number	Description	Finish
331 25100 05	1/32" inset with screw	Brown
331 25100 08	1/32" inset with screw	Black
331 25300 00	1/8" inset with screw	Clear
331 25200 00	3/16" inset with screw	Clear
65 0255	1/4" inset without screw	Clear



Fits in .130" (3.3mm) to .145" (3.68mm) Groove.

Extruded Glass Retainer

Part Number	Description	Finish
271 10215 00	Groove type	Clear
271 10215 02	Groove type	Off White
271 10215 06	Groove type	Light Brown
271 1215 08	Groove type	Brown
271 10215 09	Groove type	Black



Sliding Wood Door Track

Part Number	Description	Finish
270 20204 08	9/16" x 1/8" Lower track	Black

Economical wood door system.



Sliding Door Rolling System

Part Number	Description	Finish
270 40421 28	30mm Door Upper Guide	Black
270 40422 18	30mm Door Lower Guide	Black
270 20224 08	35mm Upper Guide for Door	Black


Clean economical way for smooth rolling by-pass doors.



Upper or Lower Track for Door Roller System

Part Number	Description	Finish
270 40414 85	7 Foot Length	Black
270 40414 55	7 Foot Length	Brown
270 40414 12	7 Foot Length	Off White
270 40414 02	10 Foot Length	Off White

Track for sliding door system, upper or lower.



Shown in Brass

Econo Steel Shelf Support

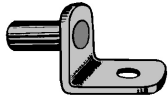
Part Number	Description	Finish
670 05956 02	1/4" pin stamped steel shelf pin Nickel Finish	Nickel
670 05956 03	1/4" pin stamped steel shelf pin Brass Finish	Brass
670 05956 04	1/4" pin stamped steel shelf pin Antique Brass Finish	Antique Brass
670 05956 05	1/4" pin stamped steel shelf pin Antique St. Bronze	St. Bronze
670 15970 02	5mm pin stamped steel shelf pin Nickel Finish	Nickel
670 15970 03	5mm pin stamped steel shelf pin Brass Finish	Brass
670 15970 04	5mm pin stamped steel shelf pin Antique Brass Finish	Antique Brass
670 15970 05	5mm pin stamped steel shelf pin Antique St. Bronze	St. Bronze



1/4" Stud

Stamped Steel Shelf Support


Part Number	Description	Finish
670 02810 03	1/4" pin stamped steel shelf pin Brass Finish	Brass



Our Best Quality

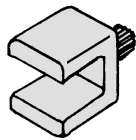
Steel "L" Shelf Support

Part Number	Description	Finish
670 02800 02	1/4" pin "L" Shaped shelf support with hole	Nickel
670 02800 05	1/4" pin "L" Shaped shelf support with hole	St. Bronze
670 02800 04	1/4" pin "L" Shaped shelf support with hole	Antique Brass
670 02800 05	1/4" pin "L" Shaped shelf support with hole	St. Bronze
670 02800 08	1/4" pin "L" Shaped shelf support with hole	Black
670 59560 03	5mm pin stamped steel shelf pin with hole	Brass
670 59560 02	5mm pin stamped steel shelf pin with hole	Nickel
670 59560 04	5mm pin stamped steel shelf pin with hole	Antique Brass



Locking Plastic Shelf Support

Part Number	Description	Finish
670 25525 06	1/4" pin 5/8" Shelf	Beige
670 25750 06	1/4" pin 3/4 Shelf	Beige
670 25750 13	1/4" pin 3/4 Shelf	Clear



Safely keeps glass shelves in place.

Glass Shelf Support

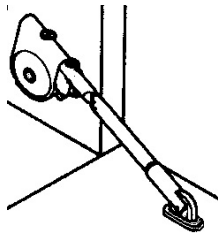
Part Number	Description	Finish
670 25803 00	1/4" pin 3/16" glass	Clear
670 25804 00	1/4" pin 1/4" glass	Clear



Inexpensive way to create a pull-out shelf.

Shelf Roller

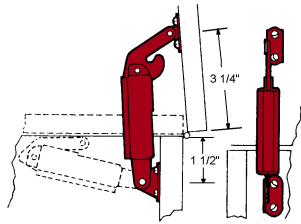
Part Number	Description	Finish
509 06000 05	Knock-in plastic roller	Brown



Upward or downward open door support.

Soft Close Lid Support

Part Number	Description	Finish
703 02000 03	Soft Release Upward Lid Support	Gray/Chrome
703 02001 03	Soft Release Downward Lid Support	Gray/Chrome



The only Consumer Products Safety Commission approved, self-balancing lid support available. Load rating is determined in Inch Pounds. To determine Inch Pounds: multiply the distance from the front to back (in inches) by 1/2 the weight of the lid.


Back Mount Lid Supports

Part Number	Description	Finish
701 70300 97	Left 125 to 135 Inch Pound White Spring Lid Support	St. Bronze
701 7030095	Left 95 to 125 Inch Pound Orange Spring Lid Support	St. Bronze
701 7030065	Left 65 to 95 Inch Pound Yellow Spring Lid Support	St. Bronze
701 70300 55	Left 55 to 65 Inch Pound Black Spring Lid Support	St. Bronze
701 7030045	Left 45 to 55 Inch Pound Maroon Spring Lid Support	St. Bronze
701 70300 40	Left 40 to 45 Inch Pound Green Spring Lid Support	St. Bronze
701 70310 97	Right 125 to 135 Inch Pound White Spring Lid Support	St. Bronze
701 70310 95	Right 95 to 125 Inch Pound Orange Spring Lid Support	St. Bronze
701 70310 65	Right 65 to 95 Inch Pound Yellow Spring Lid Support	St. Bronze
701 70310 55	Right 55 to 65 Inch Pound Black Spring Lid Support	St. Bronze
701 70310 45	Right 45 to 55 Inch Pound Maroon Spring Lid Support	St. Bronze
701 70310 40	Right 40 to 45 Inch Pound Green Spring Lid Support	St. Bronze



Traditional Lid Support

Part Number	Description	Finish
703 57107 08	One arm 90 degree drop lid support 7"	Antique Brass
703 57107 18	One arm parallel drop lid support 7"	Antique Brass
703 57110 08	One arm drop lid support 10"	Antique Brass



Secretary's Desk Support Lever

Part Number	Description	Finish
703 70000 05	Drop front support lever	St. Bronze

Hardware to extend under-support for Secretary Desks.