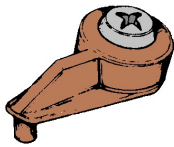




Touch-up/Repair Pen and Crayon

Part Number	Description	Finish
160 10100 05	Touch-up Pen and Crayon in bag	Brown
160 10100 07	Touch-up Pen and Crayon in bag	Silver
160 10100 08	Touch-up Pen and Crayon in bag	Black
160 10100 85	Touch-up Pen and Crayon Kit in a box with Cloth.	Brown
160 10100 86	Touch-up Pen and Crayon Kit in a box with Cloth.	Gray



Recessed Glass/Panel Retaining Clip

Part Number	Description	Finish
331 26000 10	Flush Retaining Clip w/out Screw	Clear
331 26000 12	Flush Retaining Clip w/out Screw	White
331 26000 15	Flush Retaining Clip w/out Screw	Brown
331 26100 05	1/8" inset with screw	Brown
331 26200 00	3/16" inset with screw	Clear



Cat's Paw Glass/Panel Retaining Clip

Part Number	Description	Finish
659* 0254 05	5/16" inset without screw	Walnut
659 02530 05	5/16" inset with screw	Walnut



Two Piece Glass/Panel Retaining Clip

Part Number	Description	Finish
331 25100 05	1/32" inset with screw	Brown
331 25100 08	1/32" inset with screw	Black
331 25300 00	1/8" inset with screw	Clear
331 25200 00	3/16" inset with screw	Clear
331 25400 00	5/16" inset with screw	Clear
331 25400 05	1/4" inset with screw	Brown

Pan #6




Plastic Mirror Clips

Part Number	Description	Finish
131 18021 00	1/8" Mirror Clip	Clear
131 18030 00	3/16" Mirror Clip	Clear



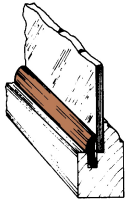
L-Shaped Mirror Clips

Part Number	Description	Finish
131 18120 03	1/8" L-Shaped Mirror Clip	Brown
131 18030 00	3/16" L-Shaped Mirror Clip	Brown
131 18121 03	1/8" Straight Mirror Clip	Brown
131 18131 03	3/16" Straight Mirror Clip	Brown



Surface Mounting Glass/Mirror Hanging Extrusion

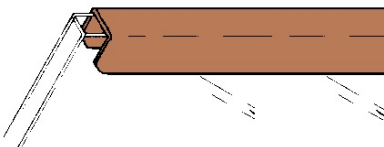
Part Number	Description	Finish
271 99303 15	Mirror Hanging Extrusion 3" long	Dark Brown



Fits in .130" (3.3mm) to .145" (3.68mm) Groove.

Extruded Glass Retainer

Part Number	Description	Finish
271 10215 00	Groove type	Clear
271 10215 02	Groove type	Off White
271 10215 06	Groove type	Light Brown
271 1215 08	Groove type	Brown
271 10215 09	Groove type	Black



Extruded Edge Guard for 1/8" Glass

Part Number	Description	Finish
270 20224 08	Flexible 1/8" Edge Guard	Black
271 10113 05	Soft 1/8" Edge Guard	Brown



Clean economical way for smooth rolling by-pass doors.

Sliding Door Rolling System


Part Number	Description	Finish
270 40421 28	30mm Door Upper Guide	Black
270 40422 18	30mm Door Lower Guide	Black
270 40421 25	35mm Mechanical Latch Upper Guide for Door	Brown
270 40421 35	35mm Spring Loaded Upper Guide for Door	Black



Track for sliding door system, upper or lower.


Upper or Lower Track for Door Roller System

Part Number	Description	Finish
270 40414 85	7 Foot Length	Black
270 40414 55	7 Foot Length	Brown
270 40414 12	7 Foot Length	Off White
270 40414 02	10 Foot Length	Off White



Panel Hanging Extrusion

Part Number	Description	Finish
275 57210 02	20" Aluminum Panel Hanging Extrusion	Plain



Shown in Brass

Econo Steel Shelf Support

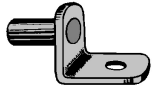
Part Number	Description	Finish
670 05956 02	1/4" pin stamped steel shelf pin Nickel Finish	Nickel
670 05956 03	1/4" pin stamped steel shelf pin Brass Finish	Brass
670 05956 04	1/4" pin stamped steel shelf pin Antique Brass Finish	Antique Brass
670 05956 05	1/4" pin stamped steel shelf pin Antique St. Bronze	St. Bronze
670 15970 02	5mm pin stamped steel shelf pin Nickel Finish	Nickel
670 15970 03	5mm pin stamped steel shelf pin Brass Finish	Brass
670 15970 04	5mm pin stamped steel shelf pin Antique Brass Finish	Antique Brass
670 15970 05	5mm pin stamped steel shelf pin Antique St. Bronze	St. Bronze



1/4" Stud

Stamped Steel Shelf Support

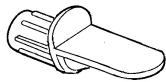
Part Number	Description	Finish
670 02810 03	1/4" pin stamped steel shelf pin Brass Finish	Brass



Our Best Quality

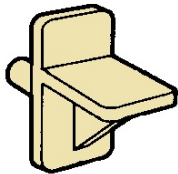
Steel "L" Shelf Support

Part Number	Description	Finish
670 02800 02	1/4" pin "L" Shaped shelf support with hole	Nickel
670 02800 05	1/4" pin "L" Shaped shelf support with hole	St. Bronze
670 02800 04	1/4" pin "L" Shaped shelf support with hole	Antique Brass
670 02800 05	1/4" pin "L" Shaped shelf support with hole	St. Bronze
670 02800 08	1/4" pin "L" Shaped shelf support with hole	Black
670 59560 03	5mm pin stamped steel shelf pin with hole	Brass
670 59560 02	5mm pin stamped steel shelf pin with hole	Nickel



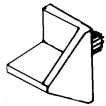
Plastic Shelf Support

Part Number	Description	Finish
654 25471 03	1/4" Plastic shelf pin Long Pad	Brown
331 60300 00	1/4" Plastic shelf pin Long Pad	Clear
659 00803 00	5mm Plastic shelf pin Long Pad	Clear




Reinforced Plastic Shelf Support

Part Number	Description	Finish
654 25755 06	1/4" Plastic reinforced Shelf Support	Beige



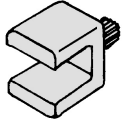
Retaining Shelf Support

Part Number	Description	Finish
331 80100 00	5mm Plastic Retaining Shelf Pin	Clear
654 25469 00	1/4" Plastic Retaining Shelf Pin	Clear
654 25470 00	5mm Plastic Non-Retaining Shelf Pin	Clear



Locking Plastic Shelf Support

Part Number	Description	Finish
670 25525 06	1/4" pin 5/8" Shelf	Beige
670 25750 06	1/4" pin 3/4 Shelf	Beige
670 25750 13	1/4" pin 3/4 Shelf	Clear



Glass Shelf Support

Part Number	Description	Finish
670 25803 00	1/4" pin 3/16" glass	Clear
670 25804 00	1/4" pin 1/4" glass	Clear

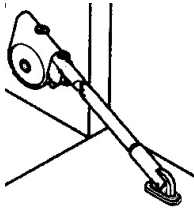
Safely keeps glass shelves in place.



Shelf Roller

Part Number	Description	Finish
509 06000 05	Knock-in plastic roller	Brown

Inexpensive way to create a pull-out shelf.

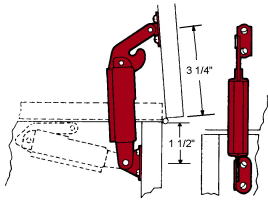


Soft Close Lid Support

Part Number	Description	Finish
703 02000 03	Soft Release Upward Lid Support	Gray/Chrome
703 02001 03	Soft Release Downward Lid Support	Gray/Chrome

Upward or downward open door support.





The only Consumer Products Safety Commission approved, self-balancing lid support available. Load rating is determined in Inch Pounds. To determine Inch Pounds: multiply the distance from the front to back (in inches) by 1/2 the weight of the lid.




Back Mount Lid Supports

Part Number	Description	Finish
701 70300 97	Left 125 to 135 Inch Pound White Spring Lid Support	St. Bronze
701 7030095	Left 95 to 125 Inch Pound Orange Spring Lid Support	St. Bronze
701 7030065	Left 65 to 95 Inch Pound Yellow Spring Lid Support	St. Bronze
701 70300 55	Left 55 to 65 Inch Pound Black Spring Lid Support	St. Bronze
701 7030045	Left 45 to 55 Inch Pound Maroon Spring Lid Support	St. Bronze
701 70300 40	Left 40 to 45 Inch Pound Green Spring Lid Support	St. Bronze
701 70310 97	Right 125 to 135 Inch Pound White Spring Lid Support	St. Bronze
701 70310 95	Right 95 to 125 Inch Pound Orange Spring Lid Support	St. Bronze
701 70310 65	Right 65 to 95 Inch Pound Yellow Spring Lid Support	St. Bronze
701 70310 55	Right 55 to 65 Inch Pound Black Spring Lid Support	St. Bronze
701 70310 45	Right 45 to 55 Inch Pound Maroon Spring Lid Support	St. Bronze
701 70310 40	Right 40 to 45 Inch Pound Green Spring Lid Support	St. Bronze



Traditional Lid Support

Part Number	Description	Finish
703 57107 08	One arm 90 degree drop lid support 7"	Antique Brass
703 57110 08	One arm drop lid support 10"	Antique Brass



Secretary's Desk Support Lever

Part Number	Description	Finish
703 70000 05	Drop front support lever	St. Bronze

Hardware to extend under-support for Secretary Desks.

