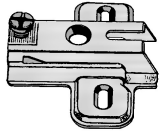




Most economical of our 35mm concealed hinges.



Standard mounting plate included.

## 35mm 110 Deg. Concealed Hinge with Mounting Plate

Part Number	Description	Finish
386 41102 00	Slide-on Full overlay Self Closing	Nickel
386 41102 08	Slide-on Half overlay Self Closing	Nickel
386 41102 15	Slide-on Inset Self Closing	Nickel



Clip-on for fast mounting.



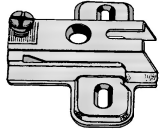
Face Frame Standard or Mounting Plates Sold Separately

## 35mm 110 Deg. Clip-on Soft Closing Concealed Hinge

Part Number	Description	Finish
386 41759 00	Clip-on Full overlay Soft Closing	Nickel
386 41759 01	Clip-on Full overlay Soft Closing with pre-mounted dowels	Nickel
386 41759 08	Clip-on Half overlay Soft Closing	Nickel
386 41759 15	Clip-on Inset Soft Closing	Nickel
386 41759 25	Clip-on Inset Soft Closing with Dowels	Nickel
386 41759 20	Standard Mounting 4 hole Plate for Clip-on Hinges	Nickel
386 41759 21	Standard Mounting 4 hole Plate for Clip-on Hinges with Euro Screws	Nickel
386 41759 31	4mm Mounting 2 hole Plate for Clip-on with Euro Screws	Nickel
386 41759 90	Face Frame Mounting Plate for Clip-on Hinges	Nickel



Light weight economical hinge.



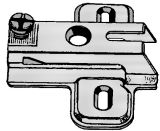
Standard mounting plate included

## 26mm 95 Deg. Concealed Hinge with Mounting Plate

Part Number	Description	Finish
386 42602 00	Full overlay Self Closing	Nickel
386 42612 20	Full overlay Free Swinging	Nickel
386 42602 08	Half overlay Self Closing	Nickel
386 42602 05	Inset Self Closing	Nickel
386 42682 00	Full overlay Self Closing	Black




40mm cup size for thick doors.




Standard mounting plate included

## 40mm 110 Deg. Thick Door Concealed Hinge with Mounting Plate

Part Number	Description	Finish
386 44002 00	Full overlay Self Closing	Nickel
386 44002 08	Half overlay Self Closing	Nickel
386 44002 15	Inset Self Closing	Nickel



Premium hinge for extra strength and smooth action.



Mounting plates sold separately

## Titus T-Type 110 Degree opening Premium Soft Closing Concealed Hinge

Part Number	Description	Finish
385 25400 00	Titus inset overlay concealed hinge	Nickel
385 25400 17	Titus full overlay concealed hinge	Nickel



## Titus T-Type 125 Degree opening Premium Concealed Hinge

Part Number	Description	Finish
385 25400 00	Titus full overlay concealed hinge	Nickel

Mounting plates sold separately.




Optional Soft-Closing attachment



## Titus 170 Degree opening Premium Concealed Hinge

Part Number	Description	Finish
385 25200 00	Full overlay 170 degree concealed hinge	Nickel
385 25251 00	Optional soft closing attachment for 170 hinge	Nickel

Mounting plates sold separately.



Optional soft closing attachment



Face Frame mounting plate



Standard mounting plate

## Mounting Plates for Titus Hinges


Part Number	Description	Finish
385 25440 00	Face Frame Mounting Plate for Titus Concealed Hinge	Nickel
385 25410 00	0mm Standard Mounting Plate for Titus Concealed Hinge with Wood Screws	Nickel
385 25410 00	0mm Standard Mounting Plate for Titus Concealed Hinge with Euro Screws	Nickel
385 25430 00	3mm Standard Mounting Plate for Titus Concealed Hinge	Nickel



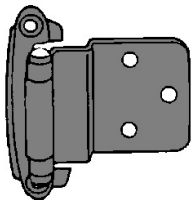
## Two Piece 110 Deg. Face Frame Concealed Hinge

Maximum adjustable face frame hinge.

Part Number	Description	Finish
386 41052 00	3/8" - 1/2" overlay Self Closing with dowels	Zinc
386 41052 02	3/8" - 1/2" overlay Self Closing	Zinc



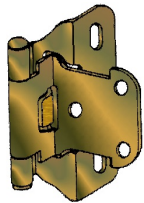
Flush overlay hinge




3/8" Inset hinge

## Traditional Face Frame Self Closing Hinge

Part Number	Description	Finish
386 03500 04	Flush overlay cabinet hinge Self Closing	Antique Brass
386 03500 07	Flush overlay cabinet hinge Self Closing	Oil Rubbed Bronze
386 03500 08	Flush overlay cabinet hinge Self Closing	Black
386 03500 03	Flush overlay cabinet hinge Self Closing	Brass
386 03500 26	Flush overlay cabinet hinge Self Closing	Nickel
386 01050 03	3/8" Inset cabinet hinge Self Closing	Brass
386 01050 08	3/8" Inset cabinet hinge Self Closing	Black



Part Number	Description	Finish
387 08020 04	1/4" overlay cabinet hinge Self Closing	Antique Brass
387 06441 04	1/2" overlay cabinet hinge Self Closing	Antique Brass



## Double Action Hinge

Part Number	Description	Finish
198 34710 03	1 3/4" Double Acting Hinge for 3/4" material	Ant. Brass



## Butt Hinges

Part Number	Description	Finish
381 35860 03	1" x 2" Flat Back Butt Hinge	Brass
381 03655 03	1 1/2" x 2" Flat Back Butt Hinge with oval holes	Brass
381 66290 03	1 1/4" x 2" Butt Hinge with 90 Degree Stop	Brass
38 6003 03	1 1/2" x 3" Butt Hinge	Brass



## Self Mortising Hinges

Part Number	Description	Finish
381 54114 05	11/16" x 1 1/2" Self Mortising Hinge	St. Bronze
381 54120 05	3/4" x 2" Self Mortising Hinge	St. Bronze
381 54120 15	3/4" x 2" Self Mortising Hinge with Oval Holes	St. Bronze
381 67240 03	1 1/8" x 2 1/4" Self Mortising Hinge	Brass
381 54124 04	7/8" x 2 1/2" Self Mortising Hinge	Ant. Brass
381 54124 02	7/8" x 2 1/2" Self Mortising Hinge	Zinc
381 54126 05	7/8" x 2 1/2" Self Mortising Hinge	St. Bronze
381 54126 05	7/8" x 3" Self Mortising Hinge	ST. Bronze
381 61190 05	1 7/17" x 3" Self Mortising Hinge with Tips	St. Bronze



## Wrap Around Hinges

Part Number	Description	Finish
381 74290 05	11/16" x x 3/4" x 2 1/2" Self Mortising hinge	St. Bronze
381 74290 05	15/16" x 3/4" x 2 1/2" Wrap Around Self Mortising Hinge	St. Bronze
198 98000 03	7/8" x 1" x 1" x 2 1/2"" Wrap Around Butt Hinge	Ant. Brass



## Double Wrap Around Hinges

Part Number	Description	Finish
381 34990 03	13/16" x 3/4" x 13/16" x 3/4" x 2" Double Wrap Around Hinge	Brass
381 34990 05	13/16" x 3/4" x 13/16" x 3/4" x 2" Double Wrap Around Hinge	St. Bronze
38 7038 03	13/16" x 1 1/8" x 1 1/2" Double Wrap Around Butt Hinge	Brass
381 36250 03	15/16" x 15/16" x 2" Double Wrap Around Butt with Tips and Oval Holes	Brass
381 36410 03	1 1/8" x 1 1/8" x 2" Double Wrap Around Butt Hinge	Brass
381 36410 05	1 1/8" x 1 1/8" x 2" Double Wrap Around Butt Hinge	St. Bronze
381 76810 04	1 1/8" x 3/4" 2 1/4" Double Wrap Around Self Mortising Hinge	Antique Brass



## Inset Hinges

Part Number	Description	Finish
381 76420 15	3/8" Inset Self Mortising Hinge 2" Long with Oval Holes	St. Bronze
381 00921 04	3/8" Inset Self Mortising Hinge 1 3/4" Long	Antique Brass
381 81400 07	1/2" x 1/4" x 2" Inset Self Mortising Hinge	St. Bronze



## 3 Formed Hinges

Part Number	Description	Finish
381 07446 14	A = 3/4" x 3/4" x 2 1/4" Self Mortising 270 Degree Hinge	Dk. Spanish
381 74300 05	3/8" x 2" Self Mortising 270 Degree Hinge with Oval Holes	St. Bronze
381 35960 03	3/4" x 3/4" x 2" Butt 270 Degree Hinge	Brass
381 81680 07	1" x 1 1/16" x 2 1/2" Self Mortising 270 Degree Hinge	Dk. Spanish
381 81430 07	7/8" x 7/8" x 2 1/2" Self Mortising 270 Degree Hinge	St. Bronze
381 70880 07	7/8" x 7/8" x 2 1/2" Self Mortising 270 Degree Hinge	Dk. Spanish



## 5 Formed Hinges

Part Number	Description	Finish
381 76950 04	3/8" inset x 2 1/2" Self Mortising with Tips	Brass
381 30210 03	3/8" Inset x 2" Self Mortising Hinge with Tips	Brass



## Drop Front Door Hinge

Part Number	Description	Finish
389 13505 05	3/4" Full overlay 35mm full cup	St. Bronze

Allows the door to lay flush when open.



## Drop Front Door Hinge

Part Number	Description	Finish
389 13000 08	3/4" Full overlay 30mm full cup	Black

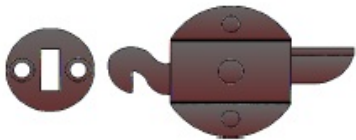
Allows the door to lay flush when open.



## Drop Front Door Hinge

Part Number	Description	Finish
54 211130 03	3/4" Full overlay 30mm half cup	Brown

Allows the door to lay flush when open.



## Drop Front Drawer Latch for Keyboards

Part Number	Description	Finish
389 15000 05	Left side latch	St. Bronze
389 15000 15	Right side latch	St. Bronze
389 15000 25	Extra strike for drawer front latch.	St. Bronze

Sold in sets of catch and strike in left or right side.




## Butler Table Hinge

Part Number	Description	Finish
389 20000 08	66mm x 38mm x 2.7mm Locking butler table hinge	Black
389 20000 26	66mm x 38mm x 2.7mm Locking butler table hinge	Satin Nickel

Hinge stops and supports at 180 degree




Satin Nickel Face Side



## Locking Bi-Fold Hinge

Part Number	Description	Finish
381 08303 05	2 1/2" x 2 1/2" Surface Mount	Brown

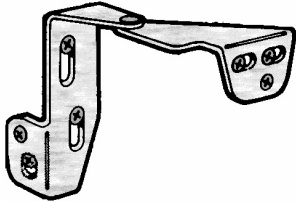
Locks open or shut to make a two part door feel as one solid door until folded.



## Table Leaf Support Hinge

Part Number	Description	Finish
38 2970 00	180 Degree spring loaded table leaf hinge	Brass


Makes a square table round.



## Heavy Duty 270 degree Pivot Hinge

Part Number	Description	Finish
387 15590 02	3/4" x 3/4" Door and Frame Part "A"	zinc
387 15590 12	3/4" x 3/4" Door and Frame Part "B"	zinc
387 15590 08	3/4" x 3/4" Door and Frame Part "A"	Black
387 15590 18	3/4" x 3/4" Door and Frame Part "B"	Black
387 15690 07	1 1/8" x 3/4" Door and Frame Part "A"	Dk. Spanish
387 15690 17	1 1/8" x 3/4" Door and Frame Part "B"	Dk. Spanish

Heavy duty hinge works well with larger doors where a near invisible design is needed. Sold each - order "A" and "B" to make a set.




## Left Self Closing Pivot Hinge

Part Number	Description	Finish
38 0065WF L4	1/2" overlay for 5/8" door	Antique Brass
38 0065WF R4	1/2" overlay for 5/8" door	Antique Brass

Spring-loaded self-closing hinge provides an near invisible design.





Solid Brass

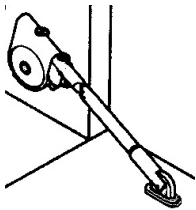
## Concealed Single Bore Hinge

Part Number	Description	Finish
389 01022 03	10mm Diameter Cylinder Hinge	Solid Brass
389 01027 03	12mm Diameter Cylinder Hinge	Solid Brass
389 02450 03	24mm Diameter Cylinder Hinge	Solid Brass



## Concealed Mortise Hinge

Part Number	Description	Finish
389 04350 02	43mm Wide Concealed Mortise Hinge for 3/4" stock	Chrome



Upward or downward open door support.


## Soft Close Lid Support

Part Number	Description	Finish
703 02000 03	Soft Release Upward Lid Support	Gray/Chrome
703 02001 03	Soft Release Downward Lid Support	Gray/Chrome



## Traditional Lid Support

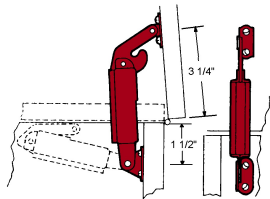
Part Number	Description	Finish
703 57107 08	7" Adjustable 90 degree mounting drop lid support	Antique Brass
703 57107 18	7" Adjustable parallel mounting drop lid support	Antique Brass
703 57110 08	One arm drop lid support 10"	Antique Brass



## Secretary's Desk Support Lever

Part Number	Description	Finish
703 70000 05	Drop front support lever	St. Bronze

Hardware to extend under-support for Secretary Desks.




## Back Mount Lid Supports

Part Number	Description	Finish
701 70300 97	Left 125 to 135 Inch Pound White Spring Lid Support	St. Bronze
701 70300 95	Left 95 to 125 Inch Pound Orange Spring Lid Support	St. Bronze
701 70300 65	Left 65 to 95 Inch Pound Yellow Spring Lid Support	St. Bronze
701 70300 55	Left 55 to 65 Inch Pound Black Spring Lid Support	St. Bronze
701 70300 45	Left 45 to 55 Inch Pound Maroon Spring Lid Support	St. Bronze
701 70300 40	Left 40 to 45 Inch Pound Green Spring Lid Support	St. Bronze
701 70310 97	Right 125 to 135 Inch Pound White Spring Lid Support	St. Bronze
701 70310 95	Right 95 to 125 Inch Pound Orange Spring Lid Support	St. Bronze
701 70310 65	Right 65 to 95 Inch Pound Yellow Spring Lid Support	St. Bronze
701 70310 55	Right 55 to 65 Inch Pound Black Spring Lid Support	St. Bronze
701 70310 45	Right 45 to 55 Inch Pound Maroon Spring Lid Support	St. Bronze
701 70310 40	Right 40 to 45 Inch Pound Green Spring Lid Support	St. Bronze


The only Consumer Products Safety Commission approved, self-balancing lid support available. Load rating is determined in Inch Pounds. To determine Inch Pounds: multiply the distance from the front to back (in inches) by 1/2 the weight of the lid.






## Elbow Catch

Part Number	Description	Finish
231 00600 03	Positive Holding Elbow Catch	Brass



## Box Catch


Part Number	Description	Finish
231 00400 05	Plastic Box Catch	Brown



## Double Roller Catch

Part Number	Description	Finish
231 00300 05	Standard height	St. Bronze
231 00309 05	Extra strikes	St. Bronze

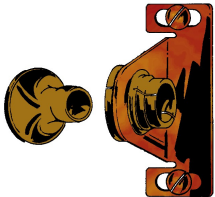
Quiet action for a quality feel.



## High Profile Double Roller Catch

Part Number	Description	Finish
231 00330 15	High profile height	St. Bronze
231 00309 05	Extra strikes	St. Bronze

Quiet action for a quality feel.



## Self Aligning Catch

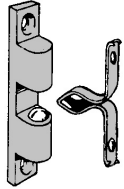
Part Number	Description	Finish
231 00650 05	Extra Strong Self Aligning Catch and Strike	St. Bronze

## Button Catch



Part Number	Description	Finish
231 00702 02	Button Strike with Screw	White
231 00701 03	Button Catch	Zinc

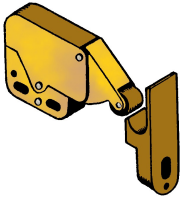
## Double Ball Catch



Smooth action with traditional style.

Part Number	Description	Finish
231 02401 02	1 15/16" x 3/8" Double ball catch	Chrome
231 02403 02	2 3/4" x 1/2" Double ball catch	Chrome
392 490 03	2" x 3/8" Solid Brass double ball catch	Solid Brass

## Mini Touch Latch



Positive catching action resists opening without pushing first.

Part Number	Description	Finish
231 07600 03	Positive capturing touch latch	Brass/Brown

## Magnetic Touch Latch



Push to open door catch.

Part Number	Description	Finish
392 0500 02	Single Round body style	White
231 05001 08	Single Square body style	Brown

## Mechanical Touch Latch



Push to open door catch.

Part Number	Description	Finish
231 03028 08	Mechanical Touch Latch	Black




Standard magnetic catch for general purpose



Double Magnetic Catch

## Compact Magnetic Catch

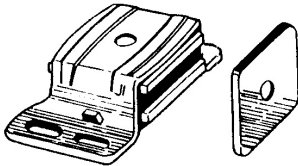
Part Number	Description	Finish
231 04051 05	Single magnetic catch with strike	Brown
231 04151 15	Double magnetic catch with strike	Brown



Extra strong catch for large doors.

## Double Strength / Double Magnetic Catch

Part Number	Description	Finish
231 04100 06	Catch and Strike	Brown



Strong metal case for hard use.

## Single Strength Aluminum Case Magnetic Catch

Part Number	Description	Finish
231 04101 02	Catch and Strike	Aluminum



## Magnetic Catch Strike

Part Number	Description	Finish
231 39239 06	7/8" x 1 1/4" Strike	St. Bronze



## Recessed Magnetic Catch

Part Number	Description	Finish
231 01450 08	Use with a 14mm diameter x 10mm deep hole	Black
231 01450 05	Use with a 14mm diameter x 10mm deep hole	Brown



## Small Round Magnet

Part Number	Description	Finish
231 03801 02	3/8" Diameter by 3/8" Tall Magnet	Zinc



Strong latch with break-away safety mounting

## Titus Extra Strength Door or Drawer Push Latch

Part Number	Description	Finish
231 01381 26	20mm x 80mm Push Latch for door or drawers	Zinc
231 01382 26	Linear mounting plate	Gray
231 01383 26	Cross mounting plate	Gray



Cross and Linear mounting plates



Sold in full rolls.

## Felt Door Cushions with PSA adhesive

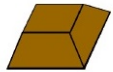
Part Number	Description	Finish
509 50350 03	3/8" cushion in 5,000 piece roll	Brown
509 50625 03	3/4" cushion in 2,500 piece roll	Brown
39 116	1/16" x 1" x 1 1/8"	Brown



Sold in Sheets.

## Soft Plastic PSA Door Cushions

Part Number	Description	Finish
509 60006 00	1.5mm thick x 7mm diameter cushion	Clear
509 60375 00	1.5mm thick x 3/8" diameter cushion	Clear



Sold in Sheets.

## Soft Plastic PSA Cushion

Part Number	Description	Finish
509 02550 08	1/2' x 1/2" x 1/4" cushion	Black



## Glass Cushion

Part Number	Description	Finish
509 05130 00	9/16" dia x 3/16" thick 1/4" hole Glass Cushion	Clear



Roller

## Barn Door Hardware

Part Number	Description	Finish
199 70000 08	Barn Door Hook/Roller	Matt Black
199 75903 38	25mm x 4mm x 58 7/8" Bar	Matt Black
199 75972 38	25mm X 3mm x 66 7/8" Bar	Matt Black
199 70480 48	25mm x 4mm x 42 1/2" Bar with mounting posts	Matt Black
199 74275 48	25mm x 4mm x 42 3/4" Bar with mounting posts	Matt Black
199 75575 48	25mm X 4mm x 55 3/4" Bar with mounting posts	Matt Black
199 72025 48	25mm X 4mm x 79 3/4" Bar with mounting posts	Matt Black
199 79000 08	35mm Washer Bottom Guide	Matt Black

## Barn Door Hardware



Part Number	Description	Finish
199 87000 08	Hammered Barn Door Hinge	Matt Black

## Barn Door Hardware



Part Number	Description	Finish
199 88000 08	Hammered Barn Door Handle	Matt Black